


Safety Manual for Harvesters of Fish & Wildlife in Nunavut



AN ILLUSTRATIVE GUIDE TO COMMON DISEASES AND PARASITES

These information pages were prepared by the Canadian Cooperative Wildlife Health Centre (CCWHC) in association with the Government of Nunavut, Department of Environment. They are intended to provide useful information for the residents of Canada's arctic regions who make use of wild animals for food or other purposes. The information pages have been made available in electronic format at www.gov.nu.ca/env to facilitate flexible use and distribution at low cost.

Disclaimer: The information provided here is not intended to replace medical advice from a health care professional. Please consult your health centre or a health care practitioner for advice relating to the consumption of wildlife showing signs of disease

Print production of this manual has been made possible by the CCWHC and the Government of Nunavut, Department of Environment.




Conditions of Use

Permission is given for non-commercial use of these pages by individuals, organizations and governments. Permission for any commercial use must be obtained in advance and in writing from the copyright holder.

Copyright ©

Canadian Cooperative Wildlife Health Centre
Headquarters Office
Western College of Veterinary Medicine
University of Saskatchewan
52 Campus Drive
Saskatoon, SK S7N 5B4



Slide Orientation: Persons making use of the material in Power Point format will find the current format displays each page or slide in “portrait” orientation. If the more usual “landscape” orientation is required, the orientation of the slides can be changed by selecting “Design”, the “slide orientation” and then choosing “landscape” instead of the default “portrait” setting.

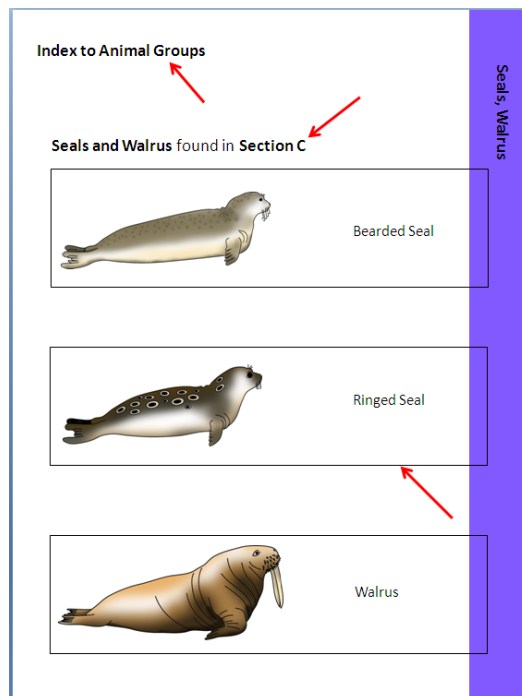
Quick Guide

Steps to Using this Guide:

1. Choose an animal from the “Index to Animal Groups”.
2. Go to the corresponding section and then choose the
 - a) species of animal
 - b) the sickness (by name or photo identification)
 - c) the body part you are interested in.
3. Follow the directions to the correct section in the book to read the fact sheet (A-1.1, A-1.2, etc.).
4. Each fact sheet has symbols to inform you of food safety. For a quick reference for the meaning of the symbols, see page 5.
4. If you would like to learn more, there is additional information in this book. Follow the directions at the bottom of the last page of each fact sheet.

Example: Find - hair loss in ringed seal

1.



2.

Section C

Bearded Seal
Section C-1

Ringed Seal
Section C-2

Walrus
Section C-3

Seals, Walrus

OR

Section C

Diseases and Parasites of Seals and Walrus

Conjunctivitis

I lead

Skin

Hair loss

Bearded seal Section C.1.1

Hinged seal Section C.2.1

Walrus Section C.2.2

Bearded seal Section C.1.2

Hinged seal Section C.2.2

Seals, Walrus

Fact sheet

3.

C-2.2

Hair Loss

Ringed Seal

- Where on the body ?
 - Hair loss can occur anywhere on the body.
- What is it ?
 - Patchy hair loss in older animals may be caused by bacterial or fungal infections of the skin.
 - Hair loss can occur in animals who fail to properly shed their old hair coat.
 - Rarely, newborn pups will be born with no hair. This is most likely a genetic problem.

Photo Credit: Dr. P-Y Daoust

Photo Credit: Dr. J. Geraci

- Patchy hair loss from a fungal skin infection.
- Hairless seal pup born dead.

Seals, Walrus

Hair Loss

- Is it safe to skin the seal ?

CAUTION

Wear gloves or plastic bags over hands if seal looks unusually sick.
Wash tools, hands and outer clothing in hot soapy water.
- Is it safe to eat the seal ?

CAUTION

The seal is likely OK to eat, but it is advised to cook the meat first if you are concerned about safety.
Avoid eating sick or weak animals.
- Is it safe to feed to dogs ?

The seal is likely OK to feed to dogs but avoid feeding dogs seals looking sick or weak.

For more information go to H-C.2

Seals, Walrus

4.

5.

Symbols



Safe to touch and/or eat



Safe to feed to dogs



Caution: some restrictions exist. Touching and/or eating the animal may have some risk to human health. Precautions will be listed beside the symbol.



Caution: It is not recommended to be eaten or fed to dogs without first cooking well



Caution: some restrictions for dogs exist. Precautions will be listed beside the symbol.



Warning: possibly harmful when touched and/or eaten. Precautions will be listed beside the symbol.



Warning: possibly harmful to dogs when touched and/or eaten. Precautions will be listed beside the symbol.

Identifying Disease Conditions in Animals

If abnormalities are found that do not match diseases and conditions shown on these information pages, the abnormal parts can be sent to a disease testing laboratory.

For information about sending material to a testing laboratory, contact the office of the regional wildlife biologist in your area.

It is also possible to contact the Canadian Cooperative Wildlife Health Centre directly for information or assistance by calling:

for Nunavut 1-886-673-4781;


for Quebec/Nunavik 1-877-644-4545;

for Labrador 1-902-628-4314;


for the Northwest Territories and Yukon
1-800-567-2033.

Index to Animal Groups


Fish found in **Section A**



Arctic Charr




Lake Trout




Whitefish

Index to Animal Groups


Birds found in **Section B**



Common Eider




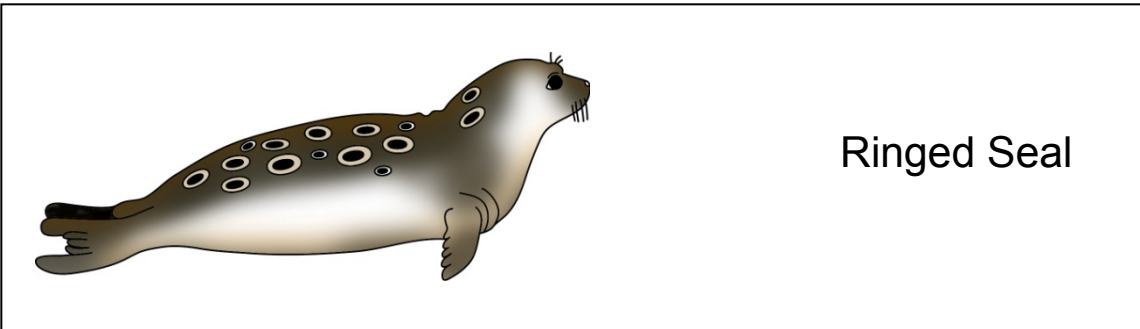

Ross's Goose



Lesser Snow Goose

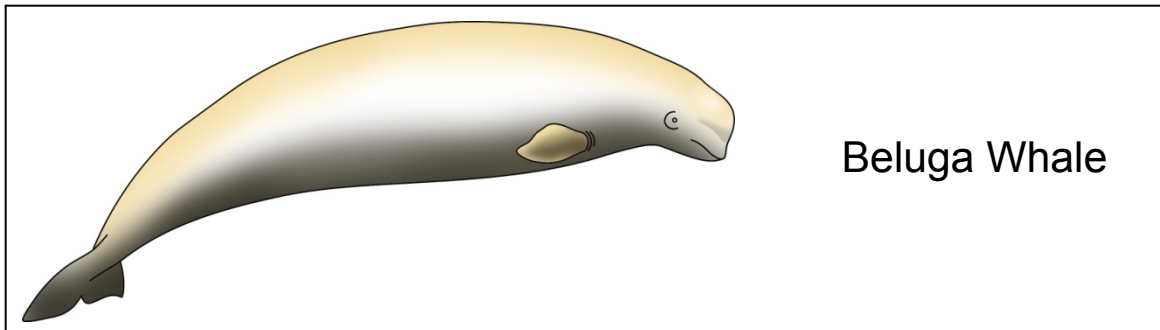
Index to Animal Groups

Seals and Walrus found in **Section C**






Index to Animal Groups

Beluga Whale found in **Section D**



Index to Animal Groups

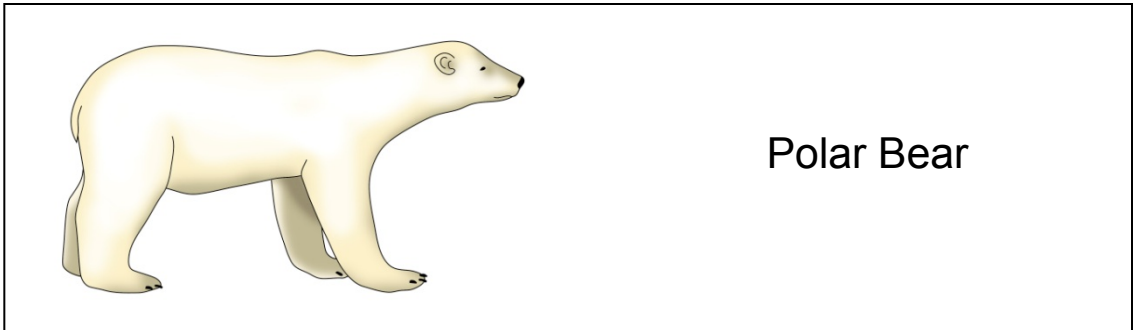


Hoofed animals found in **Section E**



Index to Animal Groups

Meat Eaters

Meat eaters found in **Section F**



Index to Animal Groups

General conditions found in **Section G**

Conditions commonly found in
a wide variety of wildlife

General Conditions
(many different animals)

More Information on all wildlife diseases
found in **Section H**

