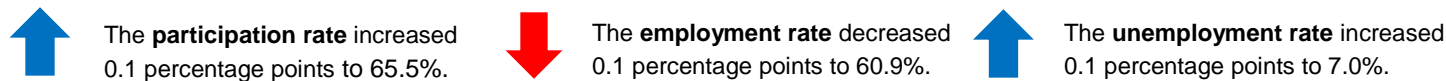


Nunavut Labour Market Snapshot

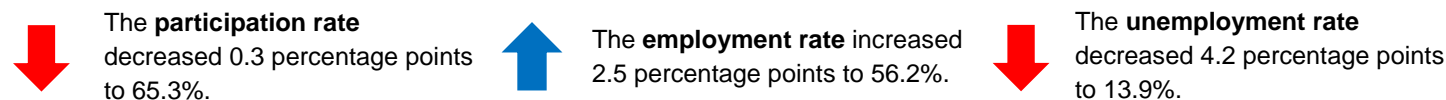
Prepared by: Department of Family Services

Reference Month: August 2016

CANADA



NUNAVUT



Territorial Summary

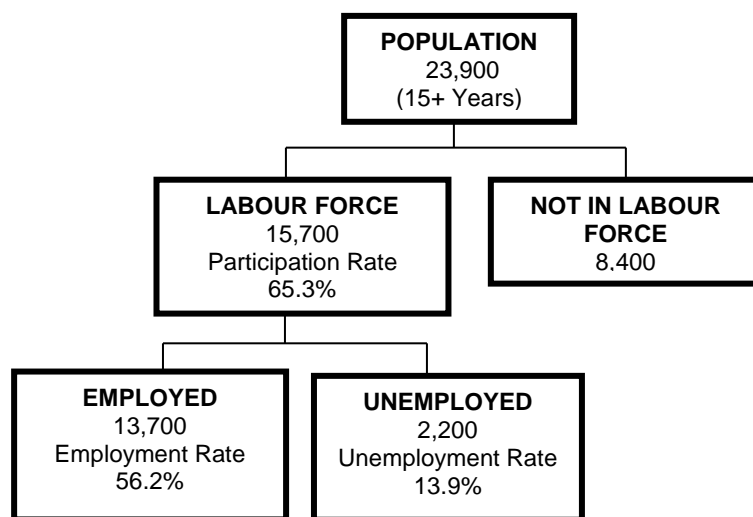
In August 2016, an additional 200 people entered the labour force and found employment. In the same month, 600 previously unemployed people found employment causing the employment rate to increase 2.5 percentage points to 56.2% and the unemployment rate to drop 4.2 percentage points to 13.9%.

MALE AND YOUTH EMPLOYMENT RISING

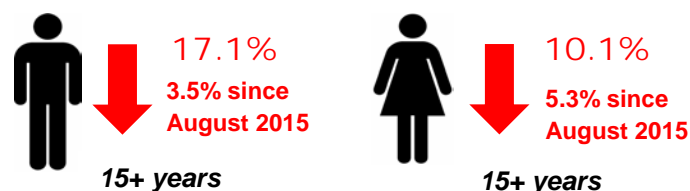
Males aged 15 and above and youth aged 15-24 experienced the highest gains in employment in August. The male employment rate rose 3.4 percentage points to 56.5% while the youth employment rate rose 5.6 percentage points to 37.8%. Comparatively, females experienced a slight increase in employment as their rate rose 1.6 percentage points to 55.9%.

MORE FULL-TIME AND SERVICE SECTOR JOBS

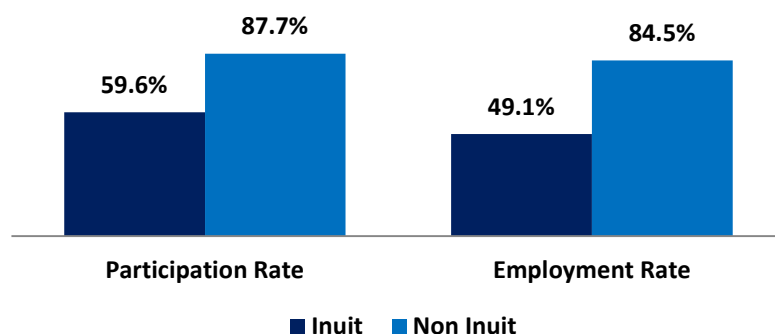
Nunavut's job market added 900 full time jobs causing the total number of full time jobs to increase from 11,300 to 12,200 since August 2015. Of the 900 new jobs, 800 of these jobs were in the service sector and 100 were in the manufacturing sector causing the total number of jobs in each sector to rise to 11,900 and 1,800, respectively.



Unemployment Rate, by Sex



Participation Rate, Employment Rate, by Inuit and Non-Inuit



ᐅᐅᐅᐅᐅᐅᐅᐅ ᐅᐅᐅᐅᐅᐅᐅᐅᐅᐅᐅᐅᐅᐅᐅᐅ
 Building *Nunavut* Together
 Nunavut liuqatigiingniq
 Bâtir le *Nunavut* ensemble

Career Development Programs

Reference Month: August 2016

Career Development Programs



Number of G.R.E.A.T. Program Graduates
(Fall/Winter 2015)

70
students from 9 communities



Number of Employees Participating in Training-on-the-Job
(April 1- August 31, 2016)

22



Number of Nunavummiut Accessing Adult Learning and Training Supports
(April 1- August 31, 2016)

59



Number of Canada-Nunavut Job Grants Approved
(April 1 – August 31, 2016)














25
128 employees receiving skills training in 6 communities

Number of Registered Active Apprentices

(As of September 22, 2016)

122

Apprentices by Trade

	Automotive Service Technician	7
	Carpenter	16
	Cook	3
	Electrician	19
	Housing Maintainer	19
	Heavy Duty Equipment Mechanic	17
	Industrial Mechanic (Millwright)	1
	Oil Burner Mechanic	18
	Painter Decorator	1
	Parts Person	2
	Plumber	15
	Welder	3
	Power System Electrician	1

DEFINITIONS

Labour Force

Civilian non-institutional population 15 years of age and over who were employed or unemployed during the survey reference week.

Employment

Employed persons are those who, during the reference week:

(a) did any work at all at a job or business, that is, paid work in the context of an employer-employee relationship, or self-employment; or

(b) had a job but were not at work due to factors such as own illness or disability, personal or family responsibilities, vacation, labour dispute or other reasons (excluding persons on layoff, between casual jobs, and those with a job to start at a future date).

Unemployment

Unemployed persons are those who, during the reference week:

(a) were on temporary layoff during the reference week with an expectation of recall and were available for work, or

(b) were without work, had actively looked for work in the past four weeks, and were available for work, or

(c) had a new job to start within four weeks from reference week, and were available for work.

Participation Rate

Total labour force expressed as a percentage of the population aged 15 years and over. The participation rate for a particular group (for example, Inuit aged 25 years and over) is the labour force in that group expressed as a percentage of the population for that group.

Employment Rate

Number of employed persons expressed as a percentage of the population 15 years of age and over. The employment rate for a particular group (for example, Inuit aged 25 years and over) is the number employed in that group expressed as a percentage of the population for that group.

Unemployment Rate

Number of unemployed persons expressed as a percentage of the labour force. The unemployment rate for a particular group (for example, Inuit aged 25 years and over) is the number unemployed in that group expressed as a percentage of the labour force for that group.

Inuit Identity

Persons who identified themselves as Inuit - based on the individual's own perception of his/her Inuit identity.