



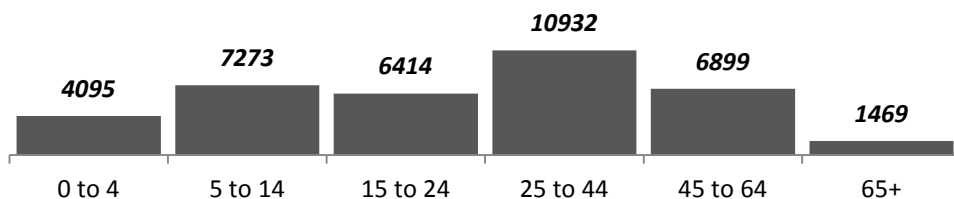
NUNAVUT LABOUR MARKET UPDATE

January 2017

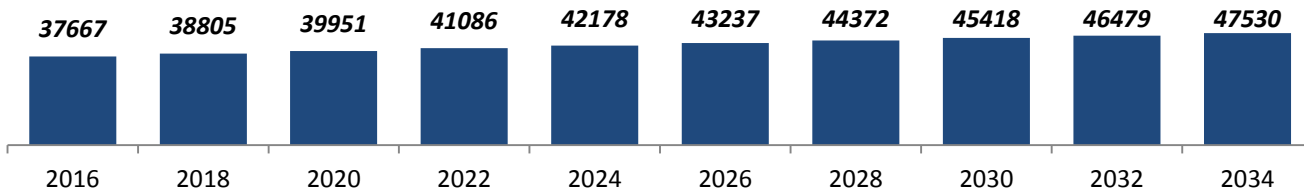
POPULATION: 37,146

Population, by Age Group

Birth Rate
2.9 vs. 1.6
Nunavut vs. Canada



Population Projections, 2016-2034

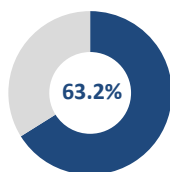


Nunavut Bureau of Statistics, 2016

WORKFORCE:

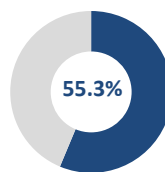
Labour Force:	15,300
Inuit:	11,000
Non-Inuit:	4,300
Employed:	13,400
Unemployed:	1,900

Participation Rate



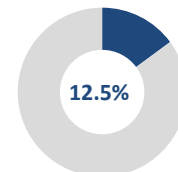
Canada: 65.2%

Employment Rate



Canada: 60.9%

Unemployment Rate



Canada: 6.6%

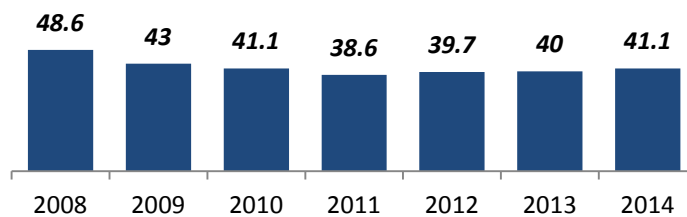
Unemployment Rate,
Gender and Youth



14.3% 10.6% 21.4%

% of Population Receiving Social Assistance

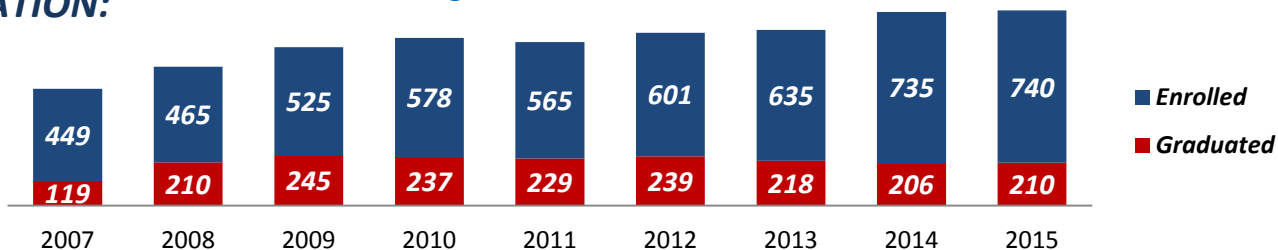
Not in Labour Force
8,900



Labour Force Survey, Jan. 2017

EDUCATION:

High School Graduation Rate



Nunavut Bureau of Statistics, 2016



DEPARTMENT OF FAMILY SERVICES: LABOUR MARKET PROGRAMS

January 2017

APPRENTICESHIP:



129

Registered
Apprentices with
Active Status



1. Qikiqtaaluk: 40

2. Kivalliq: 73

3. Kitikmeot: 11

Out of territory: 5

FINANCIAL ASSISTANCE FOR NUNAVUT STUDETNS (FANS)



423

Student funded
under FANS for
2016/2017

ADULT LEARNING AND TRAINING SUPPORTS (ALTS)



133

Nunavummiut
receiving ALTS
funding for 2017

TRAINING-ON-THE-JOB (TOJ)



2

Employees
training-on-the-job
in 2017

GETTING READY FOR EMPLOYMENT AND TRAINING (GREAT)



95

Graduates from
14 communities

SUMMER EMPLOYMENT FOR NUNAVUT STUDENTS (SENS)



30

Students participated
in summer 2016

CANADA-NUNAVUT JOB GRANT (CNJG)



128

Employees training in 6
communities for
2016/2017

SPOTLIGHT ON TARGETED TRAINING:

The Kisarvik Program

The Kisarvik Program targets youth between the ages of 18 and 30 who face multiple barriers to employment. Delivered by the Nunavut Fisheries and Marine Training Consortium, the 12-week pilot program in Iqaluit is designed to assist individuals gain employability skills and life skills that give them a foundation to enter the workforce, especially in the Marine Industry.

To find out more about our programs and services visit:

<http://www.gov.nu.ca/family-services/information/career-development>

Contact a Career Development Officer:

Kitikmeot – 1.800.661.0845

Kivalliq – 1.800.953.8516

Qikiqtaaluk – 1.800.567.1514

DEFINITIONS

Population

The entire Nunavut population, which consists of Canadian citizens, landed immigrants and non-permanent residents and their families living with them in Canada.

Labour Force

Civilian non-institutional population 15 years of age and over who were employed or unemployed during the survey reference week.

Not in Labour Force

Persons not in the labour force are those who, during the reference week, were neither employed nor unemployed.

Participation Rate

Total labour force expressed as a percentage of the population aged 15 years and over. The participation rate for a particular group (for example, Inuit aged 25 years and over) is the labour force in that group expressed as a percentage of the population for that group.

Employment Rate

Number of employed persons expressed as a percentage of the population 15 years of age and over. The employment rate for a particular group (for example, Inuit aged 25 years and over) is the number employed in that group expressed as a percentage of the population for that group.

Unemployment Rate

Number of unemployed persons expressed as a percentage of the labour force. The unemployment rate for a particular group (for example, Inuit aged 25 years and over) is the number unemployed in that group expressed as a percentage of the labour force for that group.

Birth Rate

The average number of children per woman.

High School Graduation Rate

Enrolled is the number of full and part-time students registered in school as of September 30

Graduated includes the number of students who completed secondary school but excludes those who completed equivalency or upgrading programs.