



Nunavut Housing Needs Survey

Fact Sheet – Pond Inlet

Background:

The Nunavut Housing Needs Survey (NHNS) is a survey of households in 25 communities in Nunavut, conducted from November 2009 to June 2010. The primary objective of the survey was to collect data on the housing needs of Nunavummiut so as to assist the Government of Nunavut in planning and providing housing. The overall response rate was 90% for Pond Inlet.

This fact sheet presents some of the survey results for Pond Inlet. Similar fact sheets are available for the territory as a whole and for each region and each community. All numbers in this fact sheet have been rounded. Percentages were calculated from unrounded numbers and denominator excludes the non-response categories "refusal", "don't know", and "not stated".

More survey information and results are available on the Nunavut Bureau of Statistics' website which may be accessed at <http://www.eia.gov.nu.ca/stats/housing.html> or you may wish to contact one of our Information Officers at 867-473-2656 or 867-473-2660. Collect calls are accepted.

Survey highlights for Pond Inlet:

Housing stock and housing tenure in Pond Inlet:

- A) Pond Inlet had a total of 350 dwellings, of which 320 were occupied by their usual residents. The remaining 30 dwellings were unoccupied or occupied temporarily by persons who considered their usual home elsewhere.
- B) The most common types of dwellings were single detached houses (60%) and row houses with 3 or more units side-by-side (25%).
- C) Of the 320 dwellings occupied by usual residents, about 8 dwellings out of 10 were rented while 2 out of 10 were owned.
- D) Most of the housing occupied by residents of Pond Inlet was classified as public housing, which made up slightly less than two-thirds of all occupied dwellings. Owner-occupied dwellings and Government staff housing were the second most common types of housing, each type representing about 2 dwellings out of 10. The remaining occupied dwellings were other types of rented housing.

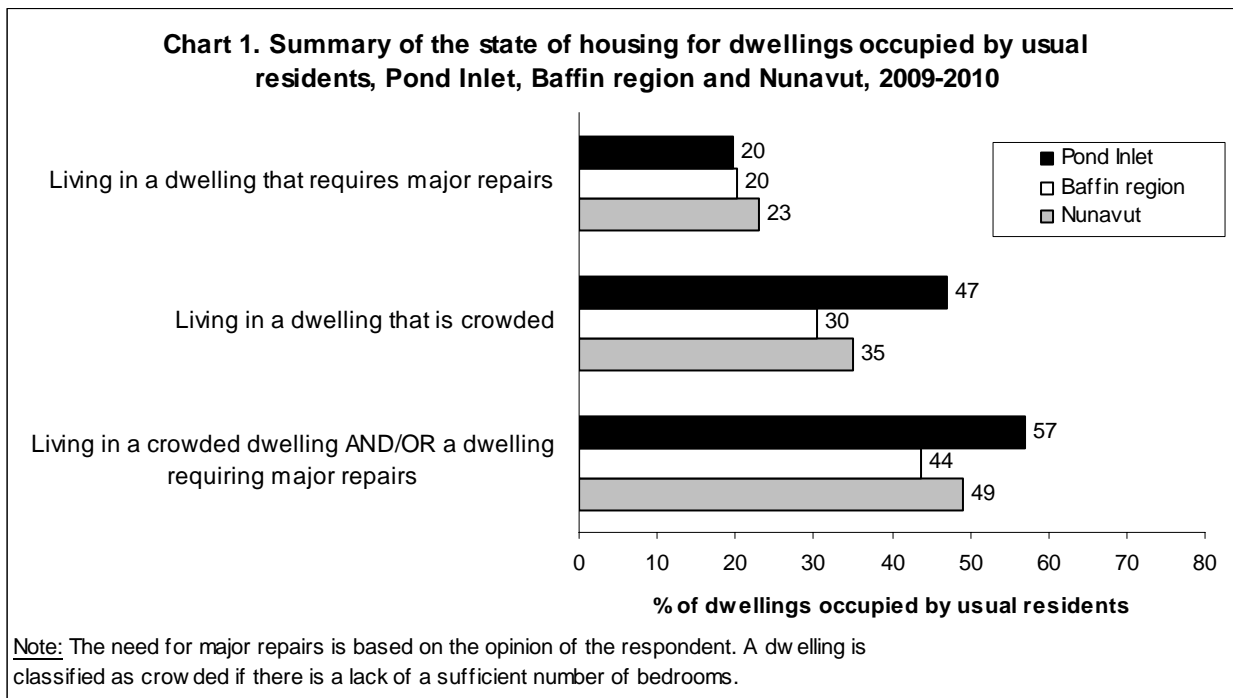


Nunavut Housing Needs Survey

Fact Sheet – Pond Inlet

State of housing for dwellings occupied by usual residents in Pond Inlet:

- E) Of the 320 households, which is the equivalent of all dwellings occupied by usual residents, slightly less than 6 out of 10 were satisfied with the condition of their dwelling.
- F) About 20% of occupied dwellings (60) required major repairs for items such as defective plumbing or defective electrical wiring, a leaking oil or sewage tank, or a broken hot water boiler. The need for major repairs is based solely on the opinion of the respondent.
- G) Approximately 47% of occupied dwellings (150) were classified as crowded, based on the lack of enough bedrooms. Slightly less than half of those dwellings (70 out of 150) were classified as crowded because they required one additional bedroom. The other crowded dwellings required two or more additional bedrooms.
- H) In more than half of the crowded dwellings, respondents indicated that they regularly used the living room for sleeping because there was no other place to sleep.
- I) In Pond Inlet, 57% of the occupied dwellings (180) were below housing standards, meaning they were either crowded or in need of major repairs or a combination of both. Housing affordability was not measured in the survey.
- J) Public housing had the highest proportion of dwellings below housing standards (69%) compared with other types of housing such as owner-occupied dwellings, staff housing or other rental housing.



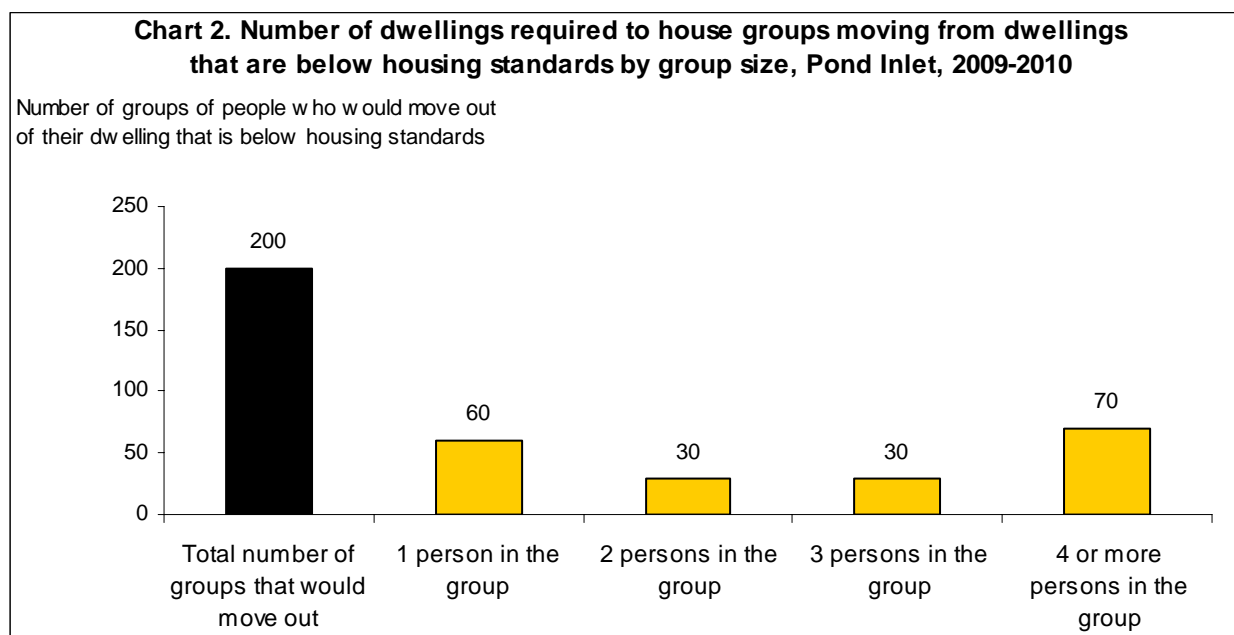


Nunavut Housing Needs Survey

Fact Sheet – Pond Inlet

Pond Inlet housing needs for dwellings below housing standards:

- K) For each person in a household, the survey asked if they would move out if additional housing were available in their community.
- L) In the majority of the occupied dwellings below housing standards (120 out of 180) in Pond Inlet, at least one person or a group of household members would move out if more housing were available.
- M) Out of the 1,100 or so persons living in a dwelling below housing standards, about 620 of them or slightly more than half responded that they would move out if more housing units were available in their community.
- N) Of the 620 people who would move out, some of them would move out on their own and others would move out with people living in the same dwelling or elsewhere. This represents a total of 200 groups of people that would move out of their current housing if additional housing were available.
- O) This number of groups (200) represents the number of dwellings that would be required to house the groups moving out of dwellings below housing standards. About 32% of these groups wishing to move would be people moving out alone while 68% would be a group of two or more persons moving out together.





Nunavut Housing Needs Survey

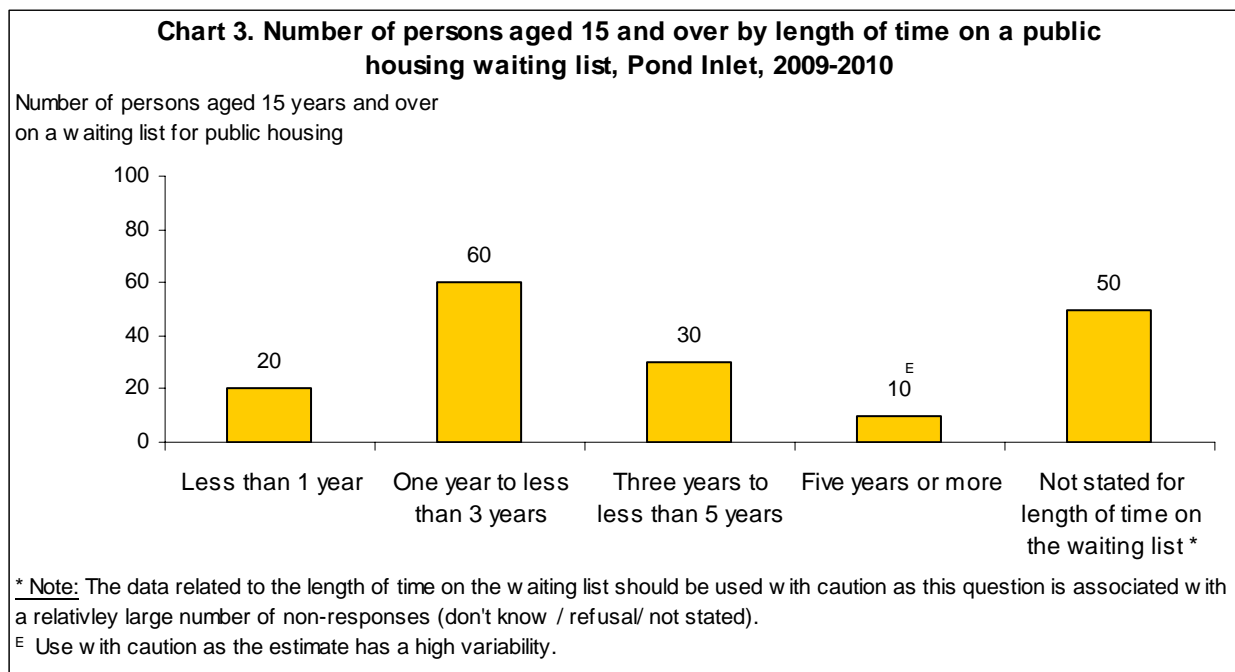
Fact Sheet – Pond Inlet

People in immediate need of housing in Pond Inlet:

- P) About 90 people of Pond Inlet did not have a usual home at the time of the survey and were living temporarily in another person’s dwelling. This represents approximately 6% of the population in Pond Inlet.
- Q) About 5 occupied dwellings out of 10 housed temporary residents without a usual home elsewhere in the 12 months prior to the time of the survey.

People on the waiting list for public housing in Pond Inlet:

- R) About 170 people of Pond Inlet aged 15 years and over reported that they were on the waiting list for public housing. This represents about 1 person out of 5 for those aged 15 and over.
- S) For those on the waiting list, about 60 persons aged 15 and over reported being on the waiting list for at least one year but less than three years, while another 10 or so persons reported being on the waiting list for five years or more.



Telephone and Internet access in Pond Inlet:

- T) About 200 households or 6 out of 10 in Pond Inlet had access to the Internet from within their dwelling.
- U) The majority of households, or 87%, had a telephone. Most of these households had a regular land line telephone.