



Nunavut Housing Needs Survey

Fact Sheet – Nunavut

Background:

The Nunavut Housing Needs Survey (NHNS) is a survey of households in 25 communities in Nunavut, conducted from November 2009 to June 2010. The primary objective of the survey was to collect data on the housing needs of Nunavummiut so as to assist the Government of Nunavut in planning and providing housing. The overall response rate was 79% for the territory.

This fact sheet presents some of the survey results for the Territory of Nunavut. Similar fact sheets are available for each region and each community. All numbers in this fact sheet have been rounded. Percentages were calculated from unrounded numbers and the denominator excludes the non-response categories "refusal", "don't know", and "not stated".

More survey information and results are available on the Nunavut Bureau of Statistics' website which may be accessed at <http://www.eia.gov.nu.ca/stats/housing.html> or you may wish to contact one of our Information Officers at 867-473-2656 or 867-473-2660. Collect calls are accepted.

Survey highlights for Nunavut:

Housing stock and housing tenure in Nunavut:

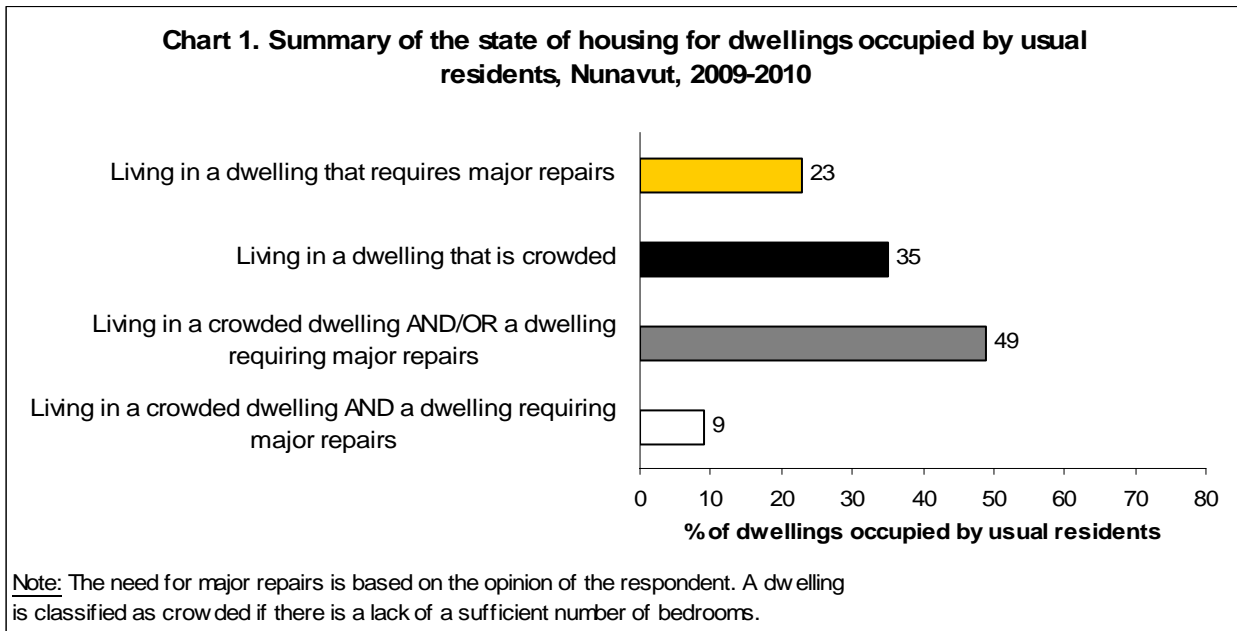
- A) Nunavut had a total of 9,400 dwellings, of which 8,550 were occupied by their usual residents. The remaining 850 dwellings were unoccupied or occupied temporarily by persons who considered their usual home elsewhere.
- B) The most common types of dwellings were single detached houses (51%) and row houses with 3 or more units side-by-side (26%).
- C) Of the 8,550 dwellings occupied by usual residents, about 8 dwellings out of 10 were rented while 2 out of 10 were owned.
- D) Most of the housing occupied by Nunavummiut was classified as public housing, which made up slightly more than one-half of all occupied dwellings. The second most common type of housing was owner-occupied dwellings, representing about 2 dwellings out of 10. The remaining occupied dwellings were staff housing and other types of rented housing.



Nunavut Housing Needs Survey Fact Sheet – Nunavut

State of housing for dwellings occupied by usual residents in Nunavut:

- E) Of the 8,550 households, which is the equivalent of all dwellings occupied by usual residents, about 6 out of 10 were satisfied with the condition of their dwelling.
- F) About 23% of occupied dwellings (1,890) required major repairs for items such as defective plumbing or defective electrical wiring, a leaking oil or sewage tank, or a broken hot water boiler. The need for major repairs is based solely on the opinion of the respondent.
- G) Approximately 35% of occupied dwellings (2,930) were classified as crowded, based on the lack of enough bedrooms. The majority of those dwellings (1,810 out of 2,930) were classified as crowded because they required one additional bedroom. The other crowded dwellings required two or more additional bedrooms.
- H) In about half of the crowded dwellings, respondents indicated that they regularly used the living room for sleeping because there was no other place to sleep.
- I) In Nunavut, 49% of the occupied dwellings (4,030) were below housing standards, meaning they were either crowded or in need of major repairs or a combination of both. Housing affordability was not measured in the survey.
- J) Public housing had the highest proportion of dwellings below housing standards (63%) compared with other types of housing such as owner-occupied dwellings, staff housing or other rental housing.





Nunavut Housing Needs Survey

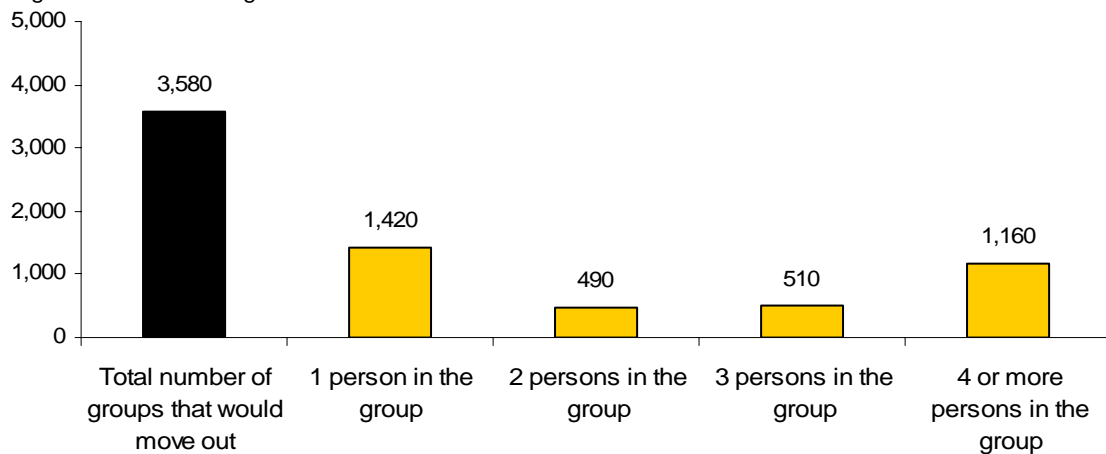
Fact Sheet – Nunavut

Nunavut housing needs for dwellings below housing standards:

- K) For each person in a household, the survey asked if they would move out if additional housing were available in their community.
- L) In the majority of the occupied dwellings below housing standards (2,470 out of 4,030) in Nunavut, at least one person or a group of household members would move out if more housing were available.
- M) Out of the 21,000 or so persons living in a dwelling below housing standards, about 10,500 of them or slightly more than half responded that they would move out if more housing units were available in their community.
- N) Of the 10,500 people who would move out, some of them would move out on their own and others would move out with people living in the same dwelling or elsewhere. This represents a total of 3,580 groups of people that would move out of their current housing if additional housing were available.
- O) This number of groups (3,580) represents the number of dwellings that would be required to house the groups moving out of dwellings below housing standards. About 40% of these groups wishing to move would be people moving out alone while 60% would be a group of two or more persons moving out together.

Chart 2. Number of dwellings required to house groups moving from dwellings that are below housing standards by group size, Nunavut, 2009-2010

Number of groups of people who would move out of their dwelling that is below housing standards





Nunavut Housing Needs Survey

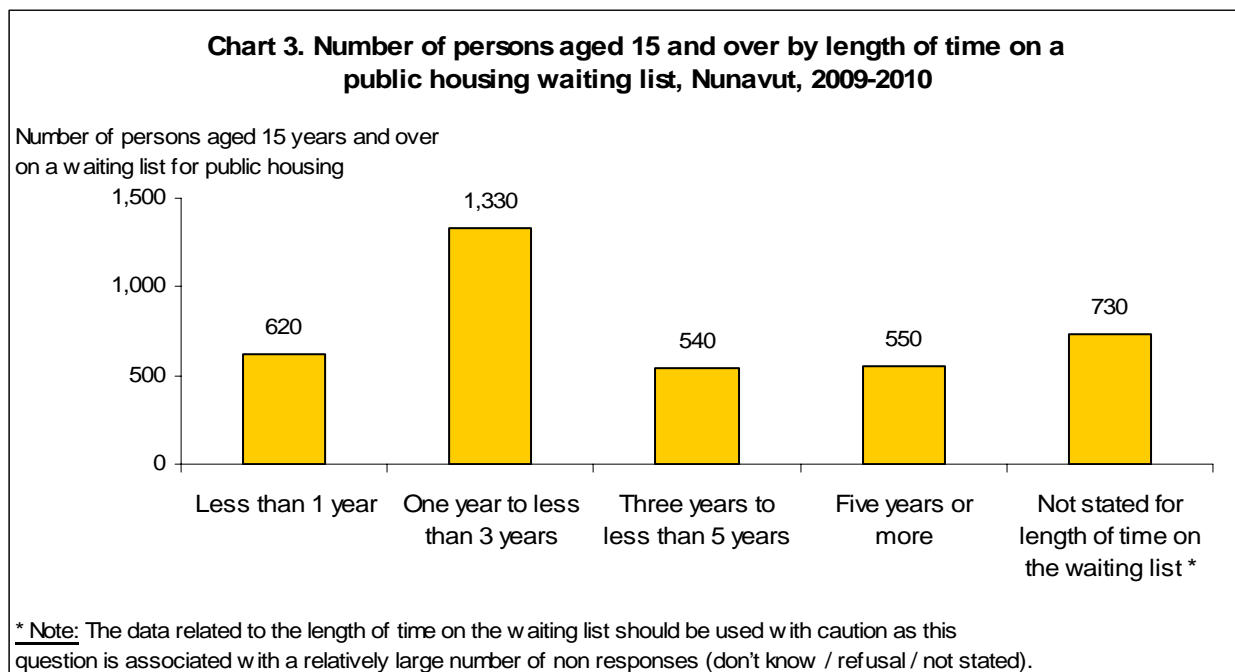
Fact Sheet – Nunavut

People in immediate need of housing in Nunavut:

- P) Slightly more than 1,200 Nunavummiut did not have a usual home at the time of the survey and were living temporarily in another person's dwelling. This represents approximately 4% of the population in Nunavut.
- Q) About 1 occupied dwelling out of 3 housed temporary residents without a usual home elsewhere in the 12 months prior to the time of the survey.

People on the waiting list for public housing in Nunavut:

- R) About 3,780 Nunavummiut aged 15 years and over reported that they were on the waiting list for public housing. This represents nearly 1 person out of 5 for those aged 15 and over.
- S) For those on the waiting list, about 1,330 persons aged 15 and over reported being on the waiting list for at least one year but less than three years, while another 550 persons reported being on the waiting list for five years or more.



Telephone and Internet access in Nunavut:

- T) About 5,000 households or 6 out of 10 in Nunavut had access to the Internet from within their dwelling.
- U) The majority of households, or 85%, had a telephone. Most of these households had a regular land line telephone, even in communities where cell phone services are available.



Nunavut Housing Needs Survey

Fact Sheet – Baffin Region

Background:

The Nunavut Housing Needs Survey (NHNS) is a survey of households in 25 communities in Nunavut, conducted from November 2009 to June 2010. The primary objective of the survey was to collect data on the housing needs of Nunavummiut so as to assist the Government of Nunavut in planning and providing housing. The overall response rate was 85% for the Baffin region.

This fact sheet presents some of the survey results for the Baffin region. Similar fact sheets are available for the territory as a whole and for each region and each community. All numbers in this fact sheet have been rounded. Percentages were calculated from unrounded numbers and the denominator excludes the non-response categories "refusal", "don't know", and "not stated".

More survey information and results are available on the Nunavut Bureau of Statistics' website which may be accessed at <http://www.eia.gov.nu.ca/stats/housing.html> or you may wish to contact one of our Information Officers at 867-473-2656 or 867-473-2660. Collect calls are accepted.

Survey highlights for the Baffin region:

Housing stock and housing tenure in the Baffin region:

- A) The Baffin region had a total of 5,340 dwellings, of which 4,800 were occupied by their usual residents. The remaining 550 dwellings were unoccupied or occupied temporarily by persons who considered their usual home elsewhere.
- B) The most common types of dwellings were single detached houses (45%) and row houses with 3 or more units side-by-side (26%).
- C) Of the 4,800 dwellings occupied by usual residents, 8 dwellings out of 10 were rented while 2 out of 10 were owned.
- D) Most of the housing occupied by residents of the Baffin region was classified as public housing, which made up slightly less than one-half of all occupied dwellings. Owner-occupied dwellings and Government staff housing were the second most common types of housing, each type representing about 2 dwellings out of 10. The remaining occupied dwellings were other types of rented housing.

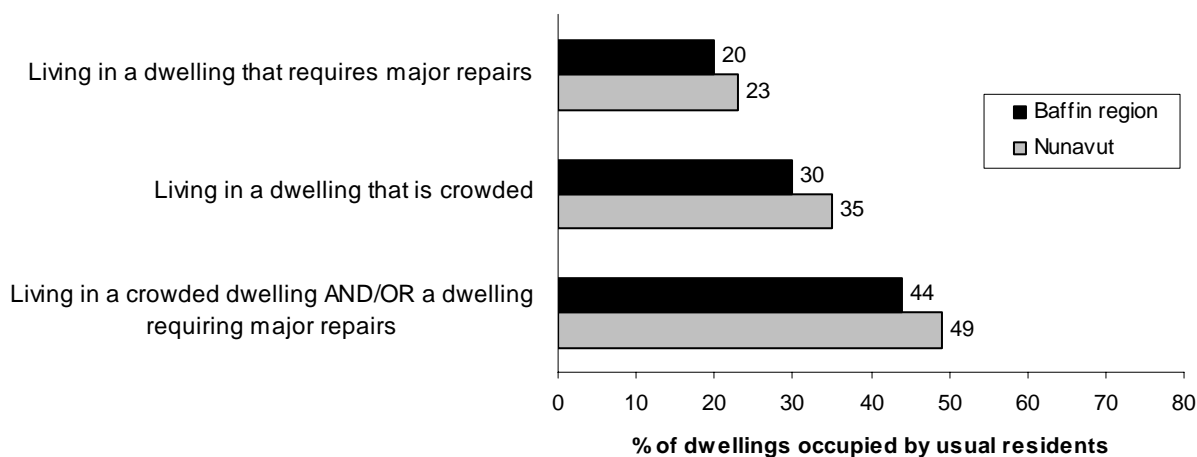


Nunavut Housing Needs Survey Fact Sheet – Baffin Region

State of housing for dwellings occupied by usual residents in the Baffin region:

- E) Of the 4,800 households, which is the equivalent of all dwellings occupied by usual residents, about 7 out of 10 were satisfied with the condition of their dwelling.
- F) About 20% of occupied dwellings (950) required major repairs for items such as defective plumbing or defective electrical wiring, a leaking oil or sewage tank, or a broken hot water boiler. The need for major repairs is based solely on the opinion of the respondent.
- G) Approximately 30% of occupied dwellings (1,390) were classified as crowded, based on the lack of enough bedrooms. The majority of those dwellings (860 out of 1,390) were classified as crowded because they required one additional bedroom. The other crowded dwellings required two or more additional bedrooms.
- H) In about half of the crowded dwellings, respondents indicated that they regularly used the living room for sleeping because there was no other place to sleep.
- I) In the Baffin region, 44% of the occupied dwellings (1,970) were below housing standards, meaning they were either crowded or in need of major repairs or a combination of both. Housing affordability was not measured in the survey.
- J) Public housing had the highest proportion of dwellings below housing standards (59%) compared with other types of housing such as owner-occupied dwellings, staff housing or other rental housing.

Chart 1. Summary of the state of housing for dwellings occupied by usual residents, Baffin region and Nunavut, 2009-2010



Note: The need for major repairs is based on the opinion of the respondent. A dwelling is classified as crowded if there is a lack of a sufficient number of bedrooms.



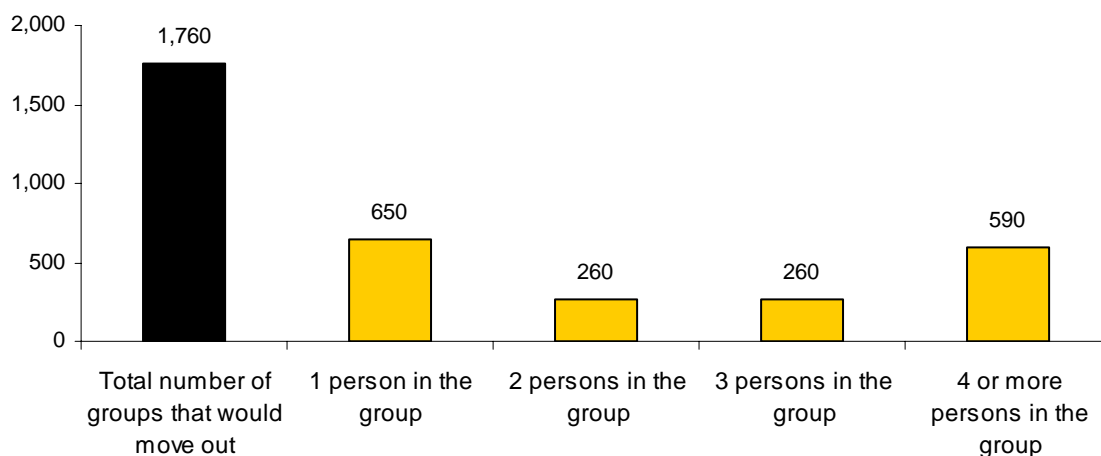
Nunavut Housing Needs Survey Fact Sheet – Baffin Region

Housing needs for dwellings below housing standards in the Baffin region:

- K) For each person in a household, the survey asked if they would move out if additional housing were available in their community.
- L) In the majority of the occupied dwellings below housing standards (1,210 out of 1,970) in the Baffin region, at least one person or a group of household members would move out if more housing were available.
- M) Out of the 9,900 or so persons living in a dwelling below housing standards, about 5,300 of them or slightly more than half responded that they would move out if more housing units were available in their community.
- N) Of the 5,300 people who would move out, some of them would move out on their own and others would move out with people living in the same dwelling or elsewhere. This represents a total of 1,760 groups of people that would move out of their current housing if additional housing were available.
- O) This number of groups (1,760) represents the number of dwellings that would be required to house the groups moving out of dwellings below housing standards. About 37% of these groups wishing to move would be people moving out alone while 63% would be a group of two or more persons moving out together.

Chart 2. Number of dwellings required to house groups moving from dwellings that are below housing standards by group size, Baffin region, 2009-2010

Number of groups of people who would move out of their dwelling that is below housing standards





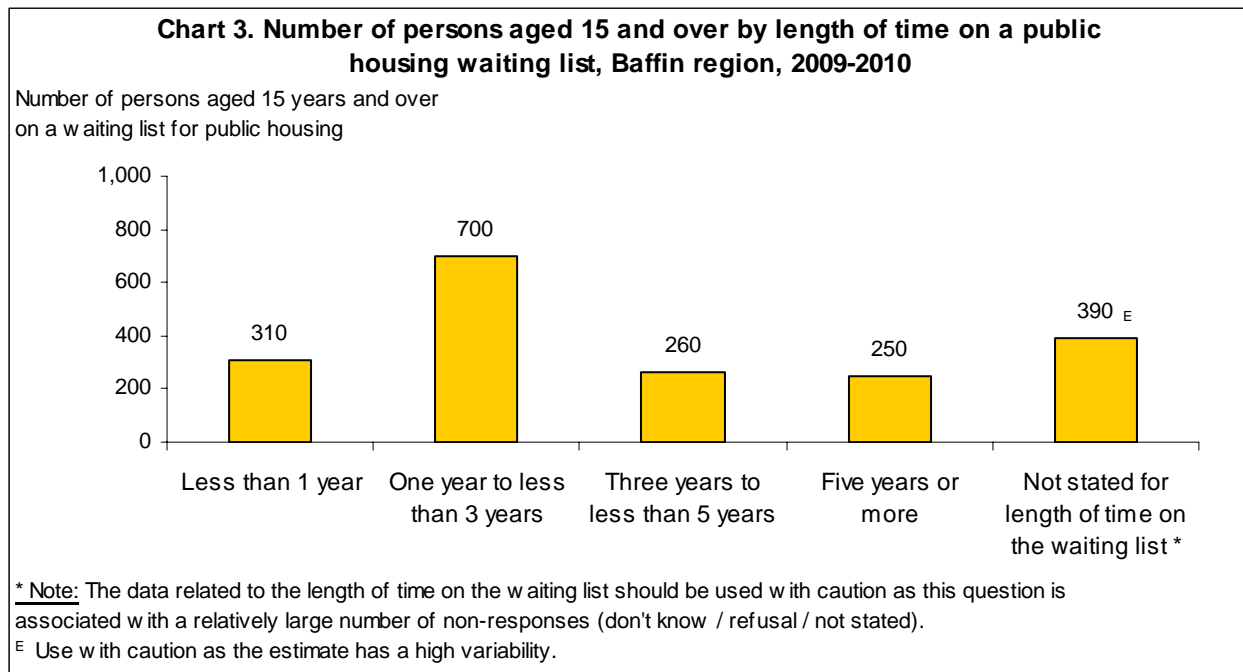
Nunavut Housing Needs Survey Fact Sheet – Baffin Region

People in immediate need of housing in the Baffin region:

- P) Slightly more than 600 residents of the Baffin region did not have a usual home at the time of the survey and were living temporarily in another person’s dwelling. This represents approximately 3% of the population in the Baffin region.
- Q) About 3 occupied dwellings out of 10 housed temporary residents without a usual home elsewhere in the 12 months prior to the time of the survey.

People on the waiting list for public housing in the Baffin region:

- R) About 1,910 persons aged 15 years and over from the Baffin region reported that they were on the waiting list for public housing. This represents nearly 1 person out of 5 for those aged 15 and over.
- S) For those on the waiting list, about 700 persons aged 15 and over reported being on the waiting list for at least one year but less than three years, while another 250 persons reported being on the waiting list for five years or more.



Telephone and Internet access in the Baffin region:

- T) Almost 2,800 households or 6 out of 10 in the Baffin region had access to the Internet from within their dwelling.
- U) The majority of households, or 86%, had a telephone. Most of these households had a regular land line telephone, even in communities where cell phone services are available.



Nunavut Housing Needs Survey

Fact Sheet – Arctic Bay

Background:

The Nunavut Housing Needs Survey (NHNS) is a survey of households in 25 communities in Nunavut, conducted from November 2009 to June 2010. The primary objective of the survey was to collect data on the housing needs of Nunavummiut so as to assist the Government of Nunavut in planning and providing housing. The overall response rate was 86% for Arctic Bay.

This fact sheet presents some of the survey results for Arctic Bay. Similar fact sheets are available for the territory as a whole and for each region and each community. All numbers in this fact sheet have been rounded. Percentages were calculated from unrounded numbers and the denominator excludes the non-response categories "refusal", "don't know", and "not stated".

More survey information and results are available on the Nunavut Bureau of Statistics' website which may be accessed at <http://www.eia.gov.nu.ca/stats/housing.html> or you may wish to contact one of our Information Officers at 867-473-2656 or 867-473-2660. Collect calls are accepted.

Survey highlights for Arctic Bay:

Housing stock and housing tenure in Arctic Bay:

- A) Arctic Bay had a total of 210 dwellings, of which 180 were occupied by their usual residents. The remaining 30 dwellings were unoccupied or occupied temporarily by persons who considered their usual home elsewhere.
- B) The most common type of dwelling was single detached houses (70%).
- C) Of the 180 dwellings occupied by usual residents, about 8 dwellings out of 10 were rented while 2 out of 10 were owned.
- D) Most of the housing occupied by residents of Arctic Bay was classified as public housing, which made up slightly more than two-thirds of all occupied dwellings. The second most common type of housing was owner-occupied dwellings, representing about 2 dwellings out of 10. The remaining occupied dwellings were staff housing and other types of rented housing.

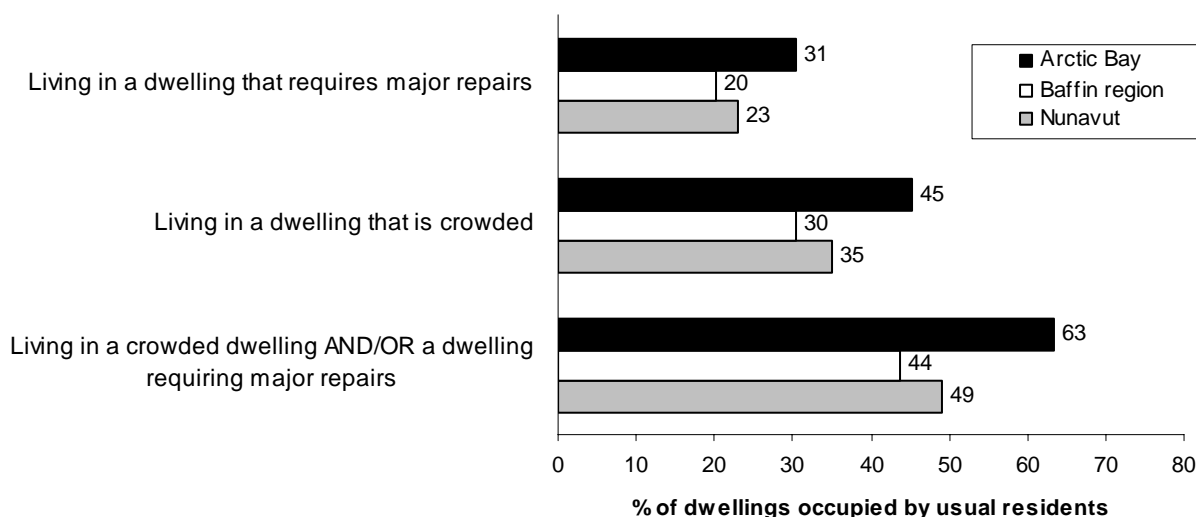


Nunavut Housing Needs Survey Fact Sheet – Arctic Bay

State of housing for dwellings occupied by usual residents in Arctic Bay:

- E) Of the 180 households, which is the equivalent of all dwellings occupied by usual residents, about 5 out of 10 were satisfied with the condition of their dwelling.
- F) About 31% of occupied dwellings (50) required major repairs for items such as defective plumbing or defective electrical wiring, a leaking oil or sewage tank, or a broken hot water boiler. The need for major repairs is based solely on the opinion of the respondent.
- G) Approximately 45% of occupied dwellings (80) were classified as crowded, based on the lack of enough bedrooms. About half of those dwellings (40 out of 80) were classified as crowded because they required one additional bedroom. The other crowded dwellings required two or more additional bedrooms.
- H) In about half of the crowded dwellings, respondents indicated that they regularly used the living room for sleeping because there was no other place to sleep.
- I) In Arctic Bay, 63% of the occupied dwellings (110) were below housing standards, meaning they were either crowded or in need of major repairs or a combination of both. Housing affordability was not measured in the survey.
- J) Public housing had the highest proportion of dwellings below housing standards (72%) compared with other types of housing such as owner-occupied dwellings, staff housing or other rental housing.

Chart 1. Summary of the state of housing for dwellings occupied by usual residents, Arctic Bay, Baffin region and Nunavut, 2009-2010



Note: The need for major repairs is based on the opinion of the respondent. A dwelling is classified as crowded if there is a lack of a sufficient number of bedrooms.



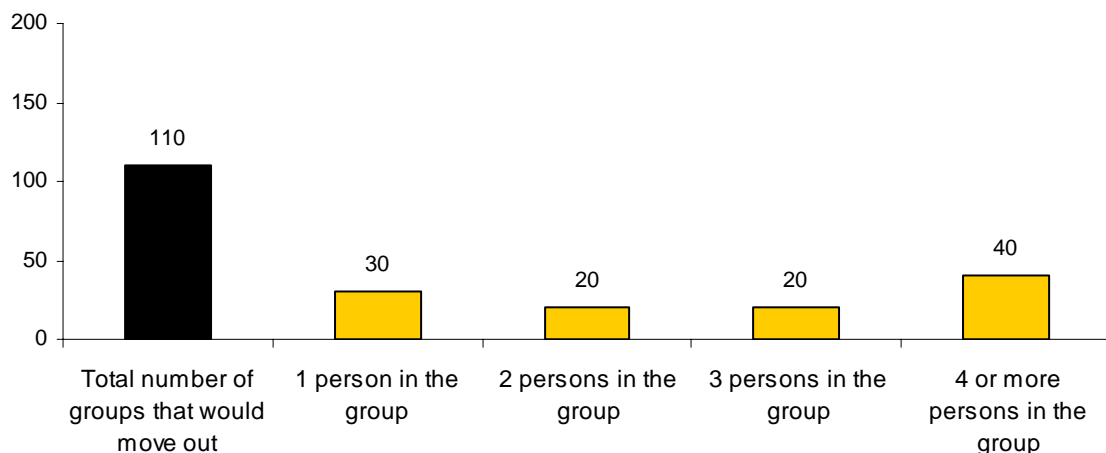
Nunavut Housing Needs Survey Fact Sheet – Arctic Bay

Arctic Bay housing needs for dwellings below housing standards:

- K) For each person in a household, the survey asked if they would move out if additional housing were available in their community.
- L) In the majority of the occupied dwellings below housing standards (70 out of 110) in Arctic Bay, at least one person or a group of household members would move out if more housing were available.
- M) Out of the 660 or so persons living in a dwelling below housing standards, about 360 of them or slightly more than half responded that they would move out if more housing units were available in their community.
- N) Of the 360 people who would move out, some of them would move out on their own and others would move out with people living in the same dwelling or elsewhere. This represents a total of 110 groups of people that would move out of their current housing if additional housing were available.
- O) This number of groups (110) represents the number of dwellings that would be required to house the groups moving out of dwellings below housing standards. About 27% of these groups wishing to move would be people moving out alone while 74% would be a group of two or more persons moving out together.

Chart 2. Number of dwellings required to house groups moving from dwellings that are below housing standards by group size, Arctic Bay, 2009-2010

Number of groups of people who would move out of their dwelling that is below housing standards.





Nunavut Housing Needs Survey

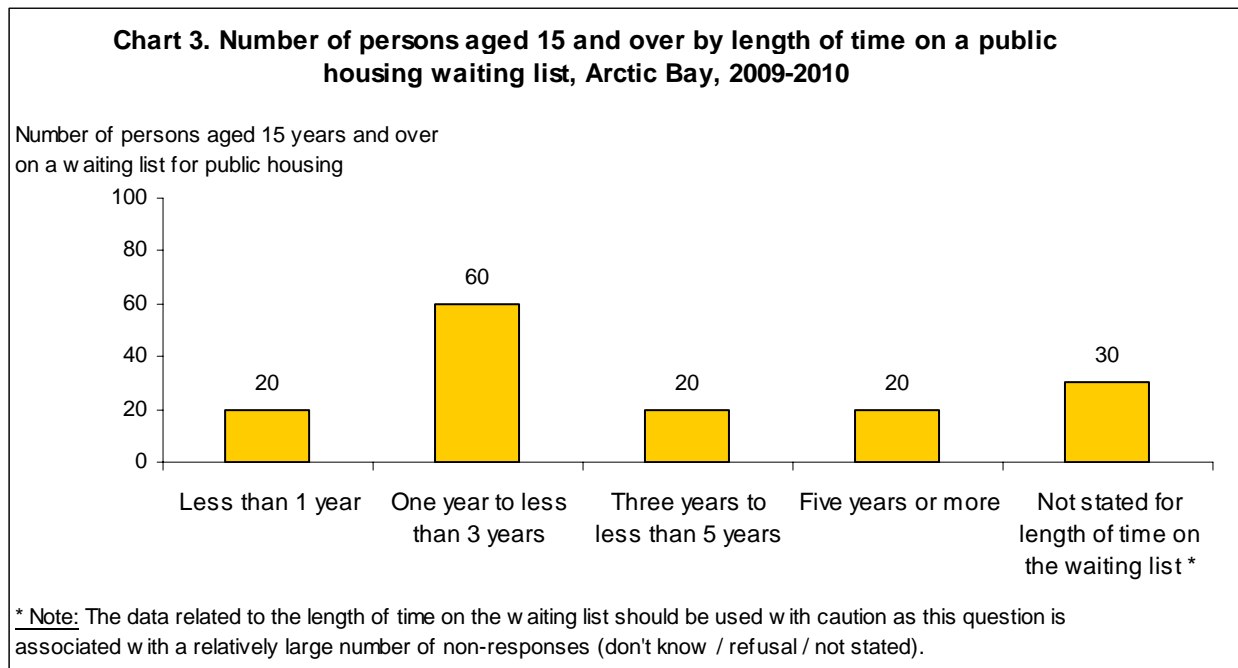
Fact Sheet – Arctic Bay

People in immediate need of housing in Arctic Bay:

- P) About 30 people of Arctic Bay did not have a usual home at the time of the survey and were living temporarily in another person's dwelling. This represents approximately 4% of the population in Arctic Bay.
- Q) Almost 4 occupied dwellings out of 10 housed temporary residents without a usual home elsewhere in the 12 months prior to the time of the survey.

People on the waiting list for public housing in Arctic Bay:

- R) About 140 people of Arctic Bay aged 15 years and over reported that they were on the waiting list for public housing. This represents about 1 person out of 4 for those aged 15 and over.
- S) For those on the waiting list, about 60 persons aged 15 and over reported being on the waiting list for at least one year but less than three years, while another 20 persons reported being on the waiting list for five years or more.



Telephone and Internet access in Arctic Bay:

- T) About 100 households or 5 out of 10 in Arctic Bay had access to the Internet from within their dwelling.
- U) The majority of households, or 79%, had a telephone. Most of these households had a regular land line telephone.



Nunavut Housing Needs Survey

Fact Sheet – Cape Dorset

Background:

The Nunavut Housing Needs Survey (NHNS) is a survey of households in 25 communities in Nunavut, conducted from November 2009 to June 2010. The primary objective of the survey was to collect data on the housing needs of Nunavummiut so as to assist the Government of Nunavut in planning and providing housing. The overall response rate was 94% for Cape Dorset.

This fact sheet presents some of the survey results for Cape Dorset. Similar fact sheets are available for the territory as a whole and for each region and each community. All numbers in this fact sheet have been rounded. Percentages were calculated from unrounded numbers and the denominator excludes the non-response categories "refusal", "don't know", and "not stated".

More survey information and results are available on the Nunavut Bureau of Statistics' website which may be accessed at <http://www.eia.gov.nu.ca/stats/housing.html> or you may wish to contact one of our Information Officers at 867-473-2656 or 867-473-2660. Collect calls are accepted.

Survey highlights for Cape Dorset:

Housing stock and housing tenure in Cape Dorset:

- A) Cape Dorset had a total of 390 dwellings, of which 350 were occupied by their usual residents. The remaining 30 dwellings were unoccupied or occupied temporarily by persons who considered their usual home elsewhere.
- B) The most common types of dwellings were single detached houses (46%) and row houses with 3 or more units side-by-side (46%).
- C) Of the 350 dwellings occupied by usual residents, almost 9 dwellings out of 10 were rented while slightly more than 1 out of 10 was owned.
- D) Most of the housing occupied by residents of Cape Dorset was classified as public housing, which made up more than two-thirds of all occupied dwellings. Owner-occupied dwellings and Government staff housing were the second most common types of housing, each type representing about 15% of all dwellings. The remaining occupied dwellings were other types of rented housing.



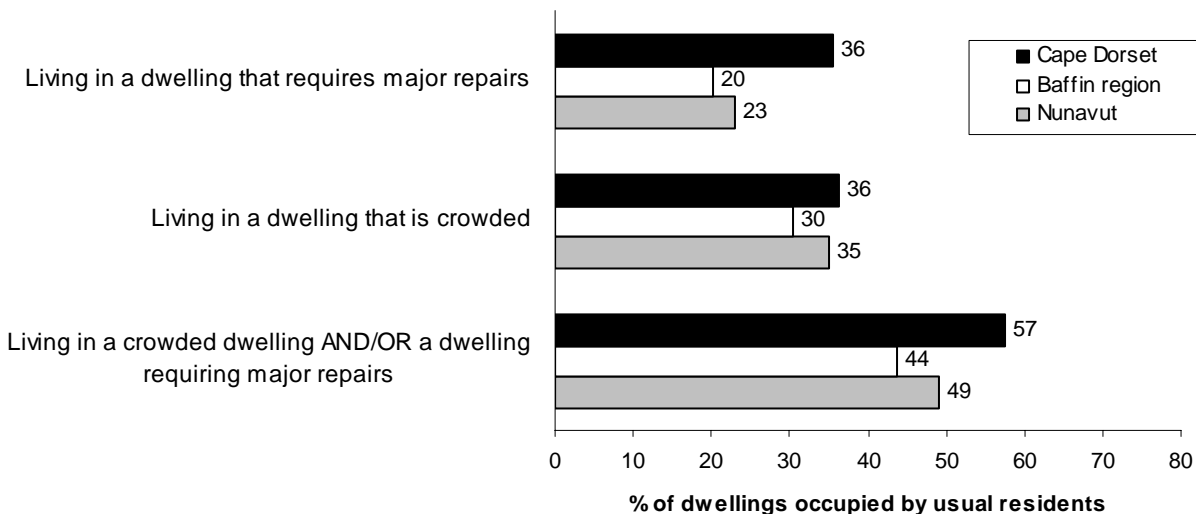
Nunavut Housing Needs Survey

Fact Sheet – Cape Dorset

State of housing for dwellings occupied by usual residents in Cape Dorset:

- E) Of the 350 households, which is the equivalent of all dwellings occupied by usual residents, slightly less than a half were satisfied with the condition of their dwelling.
- F) About 36% of occupied dwellings (120) required major repairs for items such as defective plumbing or defective electrical wiring, a leaking oil or sewage tank, or a broken hot water boiler. The need for major repairs is based solely on the opinion of the respondent.
- G) Approximately 36% of occupied dwellings (130) were classified as crowded, based on the lack of enough bedrooms. The majority of those dwellings (70 out of 130) were classified as crowded because they required one additional bedroom. The other crowded dwellings required two or more additional bedrooms.
- H) In more than two-thirds of the crowded dwellings, respondents indicated that they regularly used the living room for sleeping because there was no other place to sleep.
- I) In Cape Dorset, 57% of the occupied dwellings (200) were below housing standards, meaning they were either crowded or in need of major repairs or a combination of both. Housing affordability was not measured in the survey.
- J) Owner-occupied dwellings and public housing had the highest proportion of dwellings below housing standards (about 65% for each type) compared with other types of housing such as staff housing or other rental housing.

Chart 1. Summary of the state of housing for dwellings occupied by usual residents, Cape Dorset, Baffin region and Nunavut, 2009-2010



Note: The need for major repairs is based on the opinion of the respondent. A dwelling is classified as crowded if there is a lack of a sufficient number of bedrooms.



Nunavut Housing Needs Survey

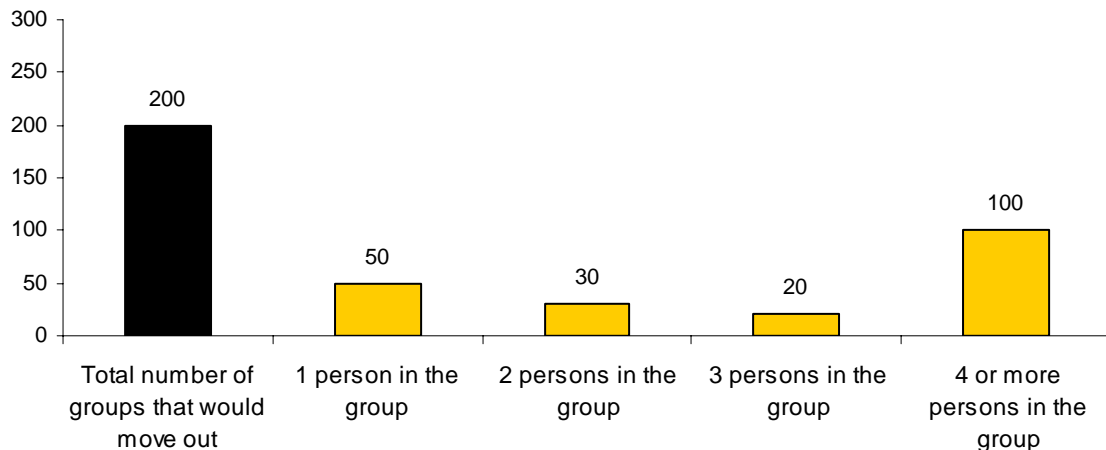
Fact Sheet – Cape Dorset

Cape Dorset housing needs for dwellings below housing standards:

- K) For each person in a household, the survey asked if they would move out if additional housing were available in their community.
- L) In the majority of the occupied dwellings below housing standards (150 out of 200) in Cape Dorset, at least one person or a group of household members would move out if more housing were available.
- M) Out of the 990 or so persons living in a dwelling below housing standards, about 720 of them or three-quarters responded that they would move out if more housing units were available in their community.
- N) Of the 720 people who would move out, some of them would move out on their own and others would move out with people living in the same dwelling or elsewhere. This represents a total of 200 groups of people that would move out of their current housing if additional housing were available.
- O) This number of groups (200) represents the number of dwellings that would be required to house the groups moving out of dwellings below housing standards. About 27% of these groups wishing to move would be people moving out alone while 73% would be a group of two or more persons moving out together.

Chart 2. Number of dwellings required to house the groups moving from dwellings that are below housing standards by group size, Cape Dorset, 2009-2010

Number of groups of people who would move out of their dwelling that is below housing standards





Nunavut Housing Needs Survey

Fact Sheet – Clyde River

Background:

The Nunavut Housing Needs Survey (NHNS) is a survey of households in 25 communities in Nunavut, conducted from November 2009 to June 2010. The primary objective of the survey was to collect data on the housing needs of Nunavummiut so as to assist the Government of Nunavut in planning and providing housing. The overall response rate was 73% for Clyde River.

This fact sheet presents some of the survey results for Clyde River. Similar fact sheets are available for the territory as a whole and for each region and each community. All numbers in this fact sheet have been rounded. Percentages were calculated from unrounded numbers and the denominator excludes the non-response categories "refusal", "don't know", and "not stated".

More survey information and results are available on the Nunavut Bureau of Statistics' website which may be accessed at <http://www.eia.gov.nu.ca/stats/housing.html> or you may wish to contact one of our Information Officers at 867-473-2656 or 867-473-2660. Collect calls are accepted.

Survey highlights for Clyde River:

Housing stock and housing tenure in Clyde River:

- A) Clyde River had a total of 220 dwellings, of which 210 were occupied by their usual residents. The few remaining dwellings were unoccupied or occupied temporarily by persons who considered their usual home elsewhere.
- B) The most common type of dwelling was single detached houses (70%).
- C) Of the 210 dwellings occupied by usual residents, about 8 dwellings out of 10 were rented while 2 out of 10 were owned.
- D) Most of the housing occupied by residents of Clyde River was classified as public housing, which made up more than half of all occupied dwellings. The second most common type of housing was owner-occupied dwellings, representing about 1 dwelling out of 5.



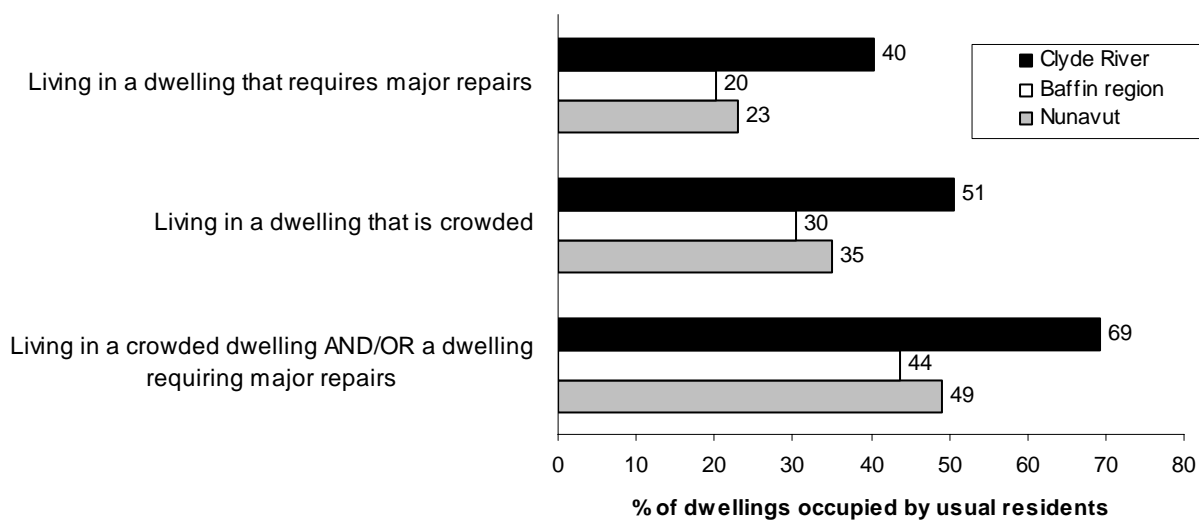
Nunavut Housing Needs Survey

Fact Sheet – Clyde River

State of housing for dwellings occupied by usual residents in Clyde River:

- E) Of the 210 households, which is the equivalent of all dwellings occupied by usual residents, slightly less than a half were satisfied with the condition of their dwelling.
- F) About 40% of occupied dwellings (90) required major repairs for items such as defective plumbing or defective electrical wiring, a leaking oil or sewage tank, or a broken hot water boiler. The need for major repairs is based solely on the opinion of the respondent.
- G) Approximately 51% of occupied dwellings (110) were classified as crowded, based on the lack of enough bedrooms. Slightly less than half of those dwellings (50 out of 110) were classified as crowded because they required one additional bedroom. The other crowded dwellings required two or more additional bedrooms.
- H) In slightly more than half of the crowded dwellings, respondents indicated that they regularly used the living room for sleeping because there was no other place to sleep.
- I) In Clyde River, 69% of the occupied dwellings (150) were below housing standards, meaning they were either crowded or in need of major repairs or a combination of both. Housing affordability was not measured in the survey.
- J) Public housing and owner-occupied dwellings had the highest proportion of dwellings below housing standards, about 70% for each type, compared with other types of housing such as staff housing or other rental housing.

Chart 1. Summary of the state of housing for dwellings occupied by usual residents, Clyde River, Baffin region and Nunavut, 2009-2010



Note: The need for major repairs is based on the opinion of the respondent. A dwelling is classified as crowded if there is a lack of a sufficient number of bedrooms.



Nunavut Housing Needs Survey

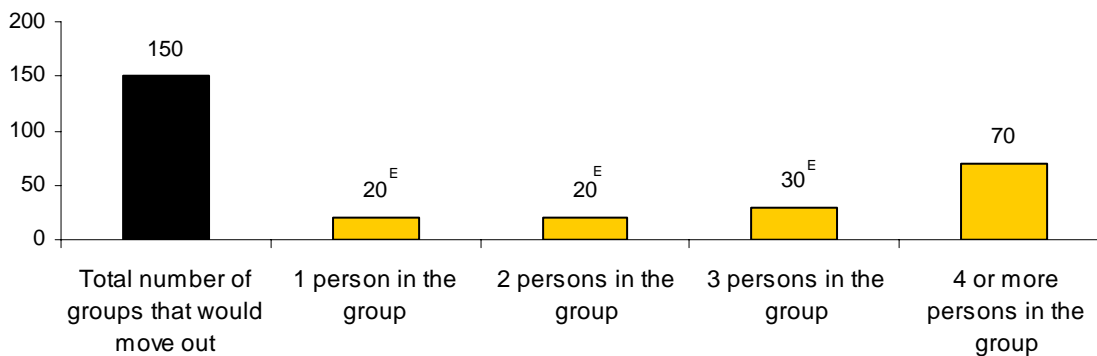
Fact Sheet – Clyde River

Clyde River housing needs for dwellings below housing standards:

- K) For each person in a household, the survey asked if they would move out if additional housing were available in their community.
- L) In the majority of the occupied dwellings below housing standards (110 out of 150) in Clyde River, at least one person or a group of household members would move out if more housing were available.
- M) Out of the 800 or so persons living in a dwelling below housing standards, nearly 600 of them or about three-quarters responded that they would move out if more housing units were available in their community.
- N) Of the 600 or so people who would move out, some of them would move out on their own and others would move out with people living in the same dwelling or elsewhere. This represents a total of 150 groups of people that would move out of their current housing if additional housing were available.
- O) This number of groups (150) represents the number of dwellings that would be required to house the groups moving out of dwellings below housing standards. About 16% of these groups wishing to move would be people moving out alone while 84% would be a group of two or more persons moving out together.

Chart 2. Number of dwellings required to house the groups moving from dwellings that are below housing standards by group size, Clyde River, 2009-2010

Number of groups of people who would move out of their dwelling that is below housing standards



^E Use with caution as the estimate has a high variability.



Nunavut Housing Needs Survey

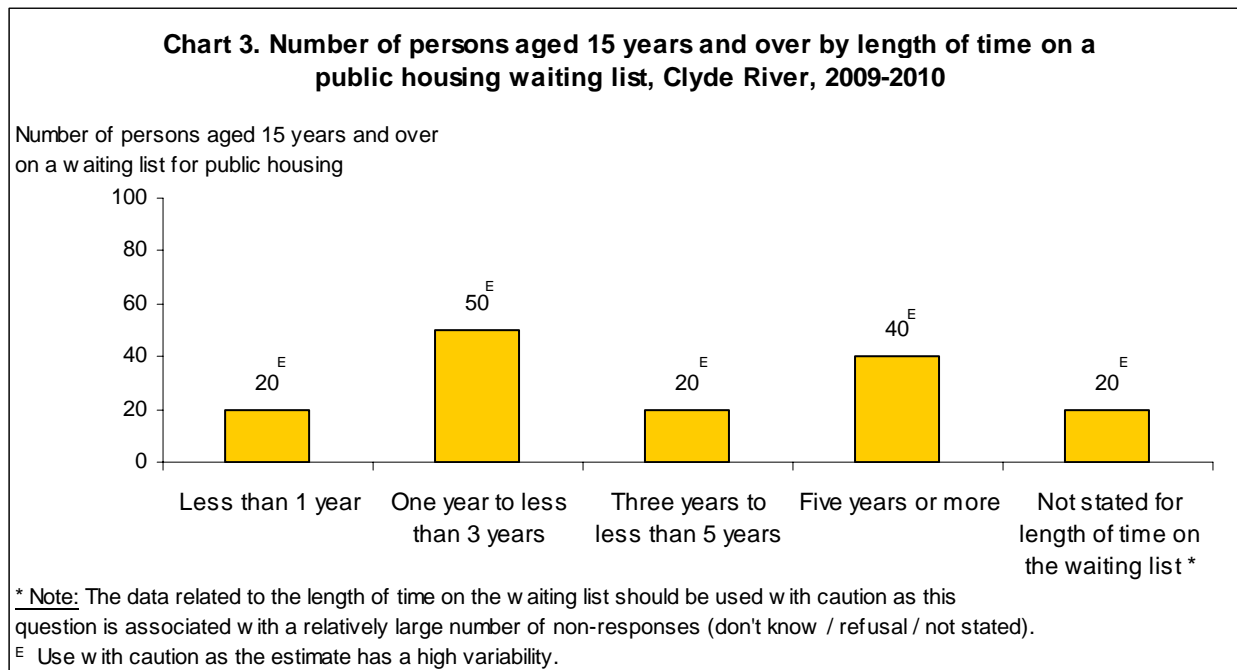
Fact Sheet – Clyde River

People in immediate need of housing in Clyde River:

- P) About 40 residents of Clyde River did not have a usual home at the time of the survey and were living temporarily in another person's dwelling. This represents approximately 4% of the population in Clyde River.
- Q) About 4 occupied dwellings out of 10 housed temporary residents without a usual home elsewhere in the 12 months prior to the time of the survey.

People on the waiting list for public housing in Clyde River:

- R) About 160 residents of Clyde River aged 15 years and over reported that they were on the waiting list for public housing. This represents 1 person out of 4 for those aged 15 and over.
- S) For those on the waiting list, about 50 persons aged 15 and over reported being on the waiting list for at least one year but less than three years, while another 40 or so persons reported being on the waiting list for five years or more.



Telephone and Internet access in Clyde River:

- T) About 120 households or nearly 6 out of 10 in Clyde River had access to the Internet from within their dwelling.
- U) The majority of households, or 83%, had a telephone. Most of these households had a regular land line telephone.



Nunavut Housing Needs Survey

Fact Sheet – Grise Fiord

Background:

The Nunavut Housing Needs Survey (NHNS) is a survey of households in 25 communities in Nunavut, conducted from November 2009 to June 2010. The primary objective of the survey was to collect data on the housing needs of Nunavummiut so as to assist the Government of Nunavut in planning and providing housing. The overall response rate was 88% for Grise Fiord.

This fact sheet presents some of the survey results for Grise Fiord. Similar fact sheets are available for the territory as a whole and for each region and each community. All numbers in this fact sheet have been rounded. Percentages were calculated from unrounded numbers and the denominator excludes the non-response categories "refusal", "don't know", and "not stated".

More survey information and results are available on the Nunavut Bureau of Statistics' website which may be accessed at <http://www.eia.gov.nu.ca/stats/housing.html> or you may wish to contact one of our Information Officers at 867-473-2656 or 867-473-2660. Collect calls are accepted.

Survey highlights for Grise Fiord:

Housing stock and housing tenure in Grise Fiord:

- A) Grise Fiord had a total of 60 dwellings, of which 50 were occupied by their usual residents. The remaining 10 dwellings were unoccupied or occupied temporarily by persons who considered their usual home elsewhere.
- B) The most common type of dwelling was single detached houses (79%).
- C) Of the 50 dwellings occupied by usual residents, about 7 dwellings out of 10 were rented while 3 out of 10 were owned.
- D) Most of the housing occupied by residents of Grise Fiord was classified as public housing, which made up slightly more than one-half of all occupied dwellings. The second most common type of housing was owner-occupied dwellings, representing about 3 dwellings out of 10. The remaining occupied dwellings were staff housing and other types of rented housing.



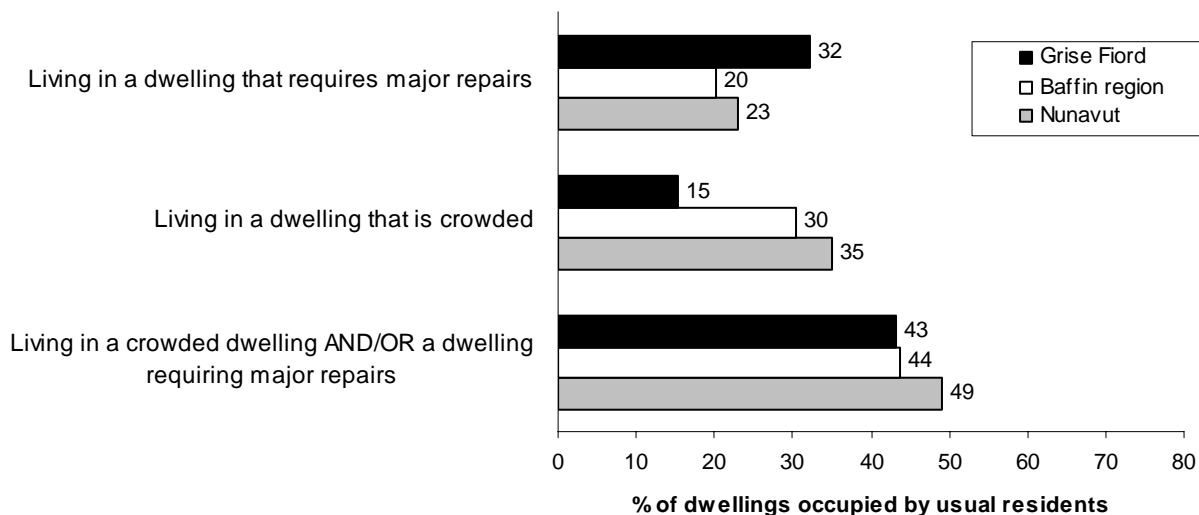
Nunavut Housing Needs Survey

Fact Sheet – Grise Fiord

State of housing for dwellings occupied by usual residents in Grise Fiord:

- E) Of the 50 households, which is the equivalent of all dwellings occupied by usual residents, about 2 out of 3 were satisfied with the condition of their dwelling.
- F) About 32% of occupied dwellings (20) required major repairs for items such as defective plumbing or defective electrical wiring, a leaking oil or sewage tank, or a broken hot water boiler. The need for major repairs is based solely on the opinion of the respondent.
- G) Approximately 15% of occupied dwellings (10) were classified as crowded, based on the lack of enough bedrooms. Most of those dwellings were classified as crowded because they required one additional bedroom. The few other crowded dwellings required two or more additional bedrooms.
- H) In a small number of crowded dwellings, respondents indicated that they regularly used the living room for sleeping because there was no other place to sleep.
- I) In Grise Fiord, 43% of the occupied dwellings (20) were below housing standards, meaning they were either crowded or in need of major repairs or a combination of both. Housing affordability was not measured in the survey.
- J) Public housing had the highest proportion of dwellings below housing standards (56%) compared with other types of housing such as owner-occupied dwellings, staff housing or other rental housing.

Chart 1. Summary of the state of housing for dwellings occupied by usual residents, Grise Fiord, Baffin region and Nunavut, 2009-2010



Note: The need for major repairs is based on the opinion of the respondent. A dwelling is classified as crowded if there is a lack of a sufficient number of bedrooms.

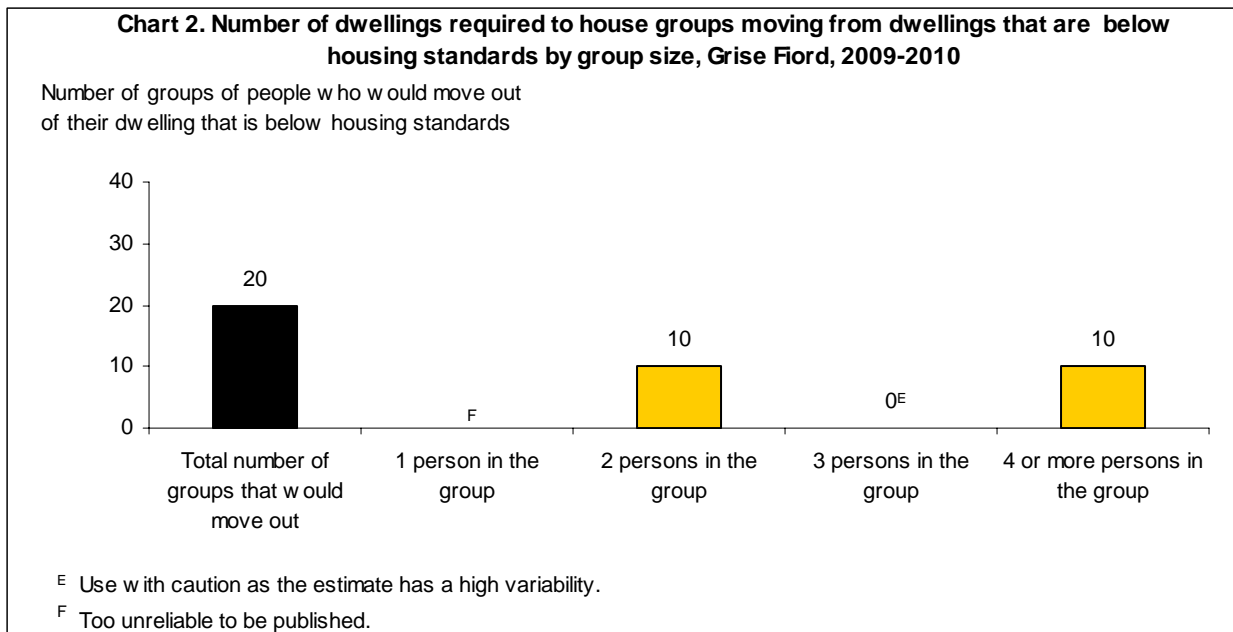


Nunavut Housing Needs Survey

Fact Sheet – Grise Fiord

Grise Fiord housing needs for dwellings below housing standards:

- K) For each person in a household, the survey asked if they would move out if additional housing were available in their community.
- L) In most occupied dwellings below housing standards in Grise Fiord, at least one person or a group of household members would move out if more housing were available.
- M) Out of the 70 or so persons living in a dwelling below housing standards, about 50 of them responded that they would move out if more housing units were available in their community.
- N) Of the 50 people or so who would move out, some of them would move out on their own and others would move out with people living in the same dwelling or elsewhere. This represents a total of 20 groups of people that would move out of their current housing if additional housing were available.
- O) This number of groups (20) represents the number of dwellings that would be required to house the groups moving out of dwellings below housing standards. About 93% of these groups wishing to move would be a group of two or more persons moving out together while the remaining groups would be people moving out alone.





Nunavut Housing Needs Survey

Fact Sheet – Grise Fiord

People in immediate need of housing in Grise Fiord:

- P) The number of people in Grise Fiord who did not have a usual home at the time of the survey and were living temporarily in another person's dwelling is too unreliable to be published.
- Q) About 1 occupied dwelling out of 4 housed temporary residents without a usual home elsewhere in the 12 months prior to the time of the survey.

People on the waiting list for public housing in Grise Fiord:

- R) A very small number of people in Grise Fiord aged 15 years and over reported that they were on the waiting list for public housing.
- S) The number of people aged 15 years and over in Grise Fiord by the length of time on the public housing waiting list is too unreliable to be published.

Please note that the data for Chart 3 is too unreliable to be published.

Telephone and Internet access in Grise Fiord:

- T) About 30 households or 6 out of 10 in Grise Fiord had access to the Internet from within their dwelling.
- U) The majority of households, or 85%, had a telephone. Most of these households had a regular land line telephone.



Nunavut Housing Needs Survey

Fact Sheet – Hall Beach

Background:

The Nunavut Housing Needs Survey (NHNS) is a survey of households in 25 communities in Nunavut, conducted from November 2009 to June 2010. The primary objective of the survey was to collect data on the housing needs of Nunavummiut so as to assist the Government of Nunavut in planning and providing housing. The overall response rate was 96% for Hall Beach.

This fact sheet presents some of the survey results for Hall Beach. Similar fact sheets are available for the territory as a whole and for each region and each community. All numbers in this fact sheet have been rounded. Percentages were calculated from unrounded numbers and the denominator excludes the non-response categories "refusal", "don't know", and "not stated".

More survey information and results are available on the Nunavut Bureau of Statistics' website which may be accessed at <http://www.eia.gov.nu.ca/stats/housing.html> or you may wish to contact one of our Information Officers at 867-473-2656 or 867-473-2660. Collect calls are accepted.

Survey highlights for Hall Beach:

Housing stock and housing tenure in Hall Beach:

- A) Hall Beach had a total of 170 dwellings, of which 150 were occupied by their usual residents. The remaining 20 dwellings were unoccupied or occupied temporarily by persons who considered their usual home elsewhere.
- B) The most common types of dwellings were single detached houses (62%) and row houses with 3 or more units side-by-side (23%).
- C) Of the 150 dwellings occupied by usual residents, about 9 dwellings out of 10 were rented while approximately 1 out of 10 was owned.
- D) Most of the housing occupied by residents of Hall Beach was classified as public housing, which made up slightly more than three-quarters of all occupied dwellings. The second most common type of housing was owner-occupied dwellings, representing about 1 dwelling out of 10. The remaining occupied dwellings were staff housing and other types of rented housing.



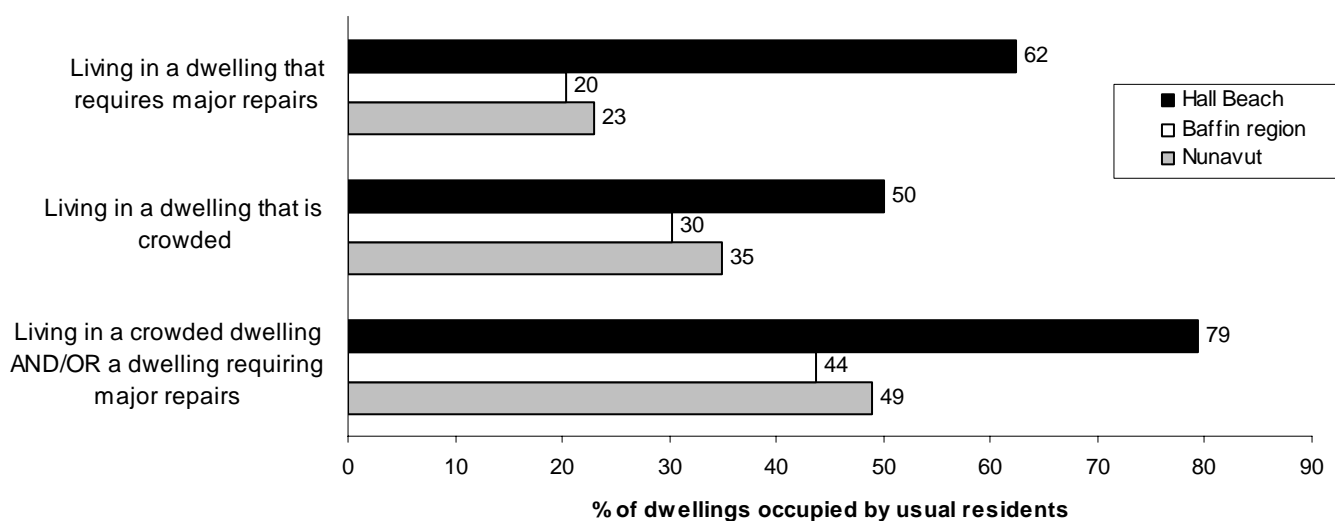
Nunavut Housing Needs Survey

Fact Sheet – Hall Beach

State of housing for dwellings occupied by usual residents in Hall Beach:

- E) Of the 150 households, which is the equivalent of all dwellings occupied by usual residents, slightly less than a half were satisfied with the condition of their dwelling.
- F) About 62% of occupied dwellings (90) required major repairs for items such as defective plumbing or defective electrical wiring, a leaking oil or sewage tank, or a broken hot water boiler. The need for major repairs is based solely on the opinion of the respondent.
- G) Approximately 50% of occupied dwellings (80) were classified as crowded, based on the lack of enough bedrooms. The majority of those dwellings (50 out of 80) were classified as crowded because they required one additional bedroom. The other crowded dwellings required two or more additional bedrooms.
- H) In about 4 of the crowded dwellings out of 10, respondents indicated that they regularly used the living room for sleeping because there was no other place to sleep.
- I) In Hall Beach, 79% of the occupied dwellings (120) were below housing standards, meaning they were either crowded or in need of major repairs or a combination of both. Housing affordability was not measured in the survey.
- J) Owner-occupied dwellings and public housing had the highest proportion of dwellings below housing standards, about 85% for each type, compared with other types of housing such as staff housing or other rental housing.

Chart 1. Summary of the state of housing for dwellings occupied by usual residents, Hall Beach, Baffin region and Nunavut, 2009-2010



Note: The need for major repairs is based on the opinion of the respondent. A dwelling is classified as crowded if there is a lack of a sufficient number of bedrooms.



Nunavut Housing Needs Survey

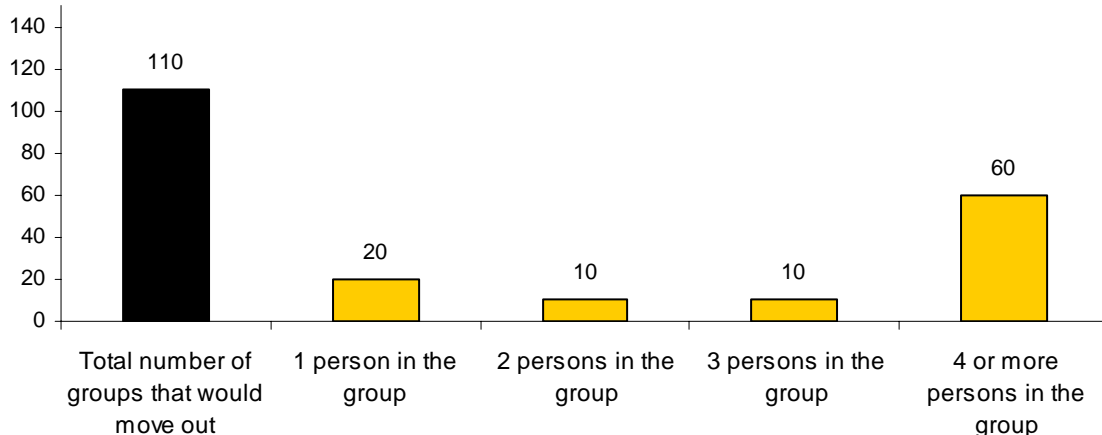
Fact Sheet – Hall Beach

Hall Beach housing needs for dwellings below housing standards:

- K) For each person in a household, the survey asked if they would move out if additional housing were available in their community.
- L) In the majority of the occupied dwellings below housing standards (90 out of 120) in Hall Beach, at least one person or a group of household members would move out if more housing were available.
- M) Out of the 600 or so persons living in a dwelling below housing standards, about 400 of them or two-thirds responded that they would move out if more housing units were available in their community.
- N) Of the 400 people who would move out, some of them would move out on their own and others would move out with people living in the same dwelling or elsewhere. This represents a total of 110 groups of people that would move out of their current housing if additional housing were available.
- O) This number of groups (110) represents the number of dwellings that would be required to house the groups moving out of dwellings below housing standards. About 23% of these groups wishing to move would be people moving out alone while 77% would be a group of two or more persons moving out together.

Chart 2. Number of dwellings required to house the groups moving from dwellings that are below housing standards by group size, Hall Beach, 2009-2010

Number of groups of people who would move out of their dwelling that is below housing standards





Nunavut Housing Needs Survey

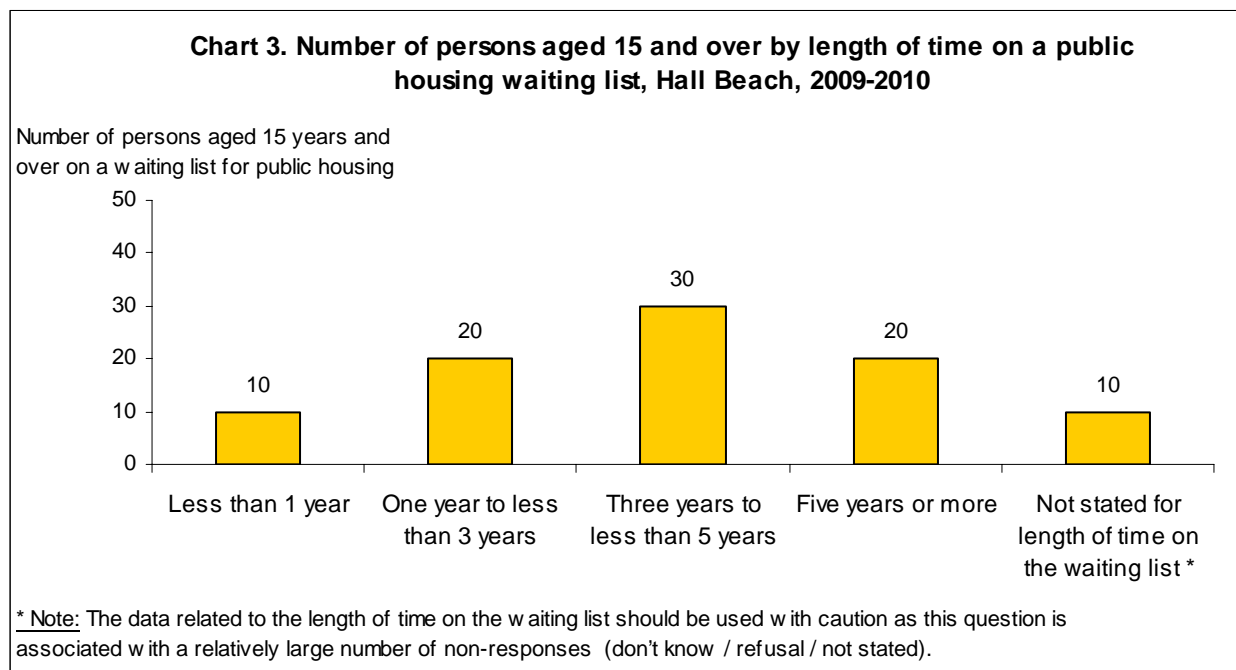
Fact Sheet – Hall Beach

People in immediate need of housing in Hall Beach:

- P) A very small number of people in Hall Beach did not have a usual home at the time of the survey and were living temporarily in another person's dwelling.
- Q) About 3 occupied dwellings out of 10 housed temporary residents without a usual home elsewhere in the 12 months prior to the time of the survey.

People on the waiting list for public housing in Hall Beach:

- R) About 90 people of Hall Beach aged 15 years and over reported that they were on the waiting list for public housing. This represents nearly 1 person out of 5 for those aged 15 and over.
- S) For those on the waiting list, about 20 persons aged 15 and over reported being on the waiting list for at least one year but less than three years, while another 20 persons reported being on the waiting list for five years or more.



Telephone and Internet access in Hall Beach:

- T) Approximately 80 households or half in Hall Beach had access to the Internet from within their dwelling.
- U) The majority of households, or 82%, had a telephone. Most of these households had a regular land line telephone.



Nunavut Housing Needs Survey

Fact Sheet – Igloolik

Background:

The Nunavut Housing Needs Survey (NHNS) is a survey of households in 25 communities in Nunavut, conducted from November 2009 to June 2010. The primary objective of the survey was to collect data on the housing needs of Nunavummiut so as to assist the Government of Nunavut in planning and providing housing. The overall response rate was 94% for Igloolik.

This fact sheet presents some of the survey results for Igloolik. Similar fact sheets are available for the territory as a whole and for each region and each community. All numbers in this fact sheet have been rounded. Percentages were calculated from unrounded numbers and the denominator excludes the non-response categories "refusal", "don't know", and "not stated".

More survey information and results are available on the Nunavut Bureau of Statistics' website which may be accessed at <http://www.eia.gov.nu.ca/stats/housing.html> or you may wish to contact one of our Information Officers at 867-473-2656 or 867-473-2660. Collect calls are accepted.

Survey highlights for Igloolik:

Housing stock and housing tenure in Igloolik:

- A) Igloolik had a total of 390 dwellings, of which 350 were occupied by their usual residents. The remaining 40 dwellings were unoccupied or occupied temporarily by persons who considered their usual home elsewhere.
- B) The most common types of dwellings were single detached houses (54%) and row houses with 3 or more unit's side-by-side (33%).
- C) Of the 350 dwellings occupied by usual residents, about 8 dwellings out of 10 were rented while 2 out of 10 were owned.
- D) Most of the housing occupied by residents of Igloolik was classified as public housing, which made up about two-thirds of all occupied dwellings. The second most common type of housing was owner-occupied dwellings, representing about 2 dwellings out of 10. The remaining occupied dwellings were staff housing and other types of rented housing.

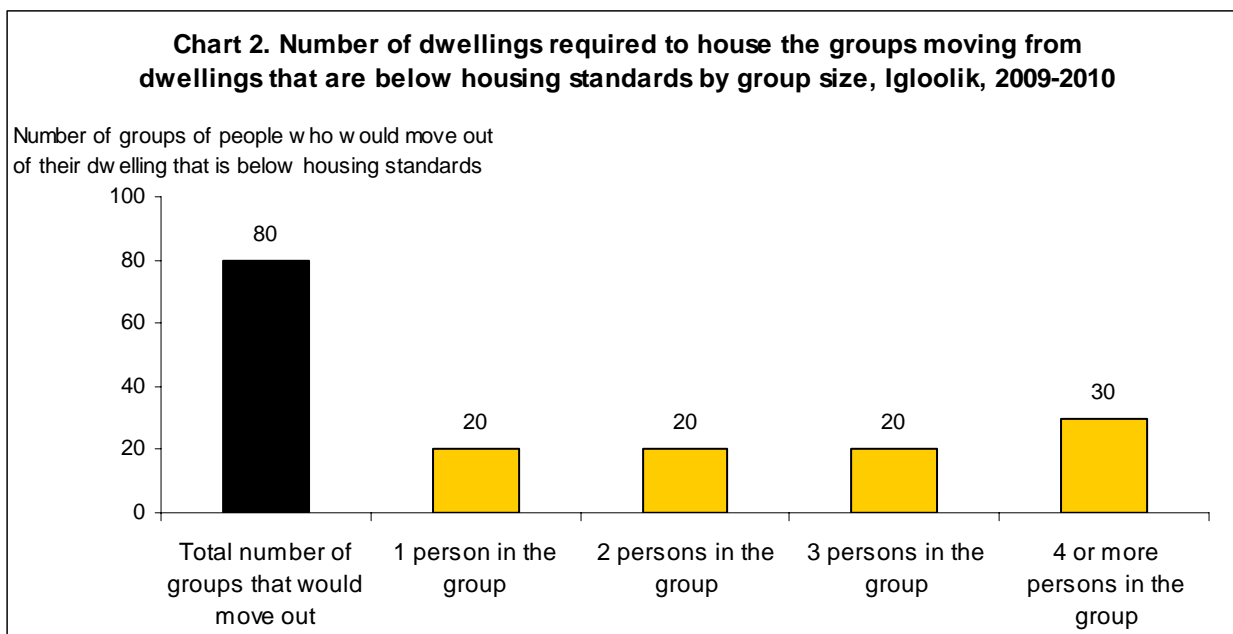


Nunavut Housing Needs Survey

Fact Sheet – Igloolik

Igloolik housing needs for dwellings below housing standards:

- K) For each person in a household, the survey asked if they would move out if additional housing were available in their community.
- L) In slightly less than 4 out of 10 of Igloolik occupied dwellings that are below housing standards (60 out of 210), at least one person or a group of household members would move out if more housing were available.
- M) Out of the 1,200 or so persons living in a dwelling below housing standards, about 300 of them or one-quarter responded that they would move out if more housing units were available in their community.
- N) Of the 300 people who would move out, some of them would move out on their own and others would move out with people living in the same dwelling or elsewhere. This represents a total of 80 groups of people that would move out of their current housing if additional housing were available.
- O) This number of groups (80) represents the number of dwellings that would be required to house the groups moving out of dwellings below housing standards. About 26% of these groups wishing to move would be people moving out alone while 74% would be a group of two or more persons moving out together.





Nunavut Housing Needs Survey

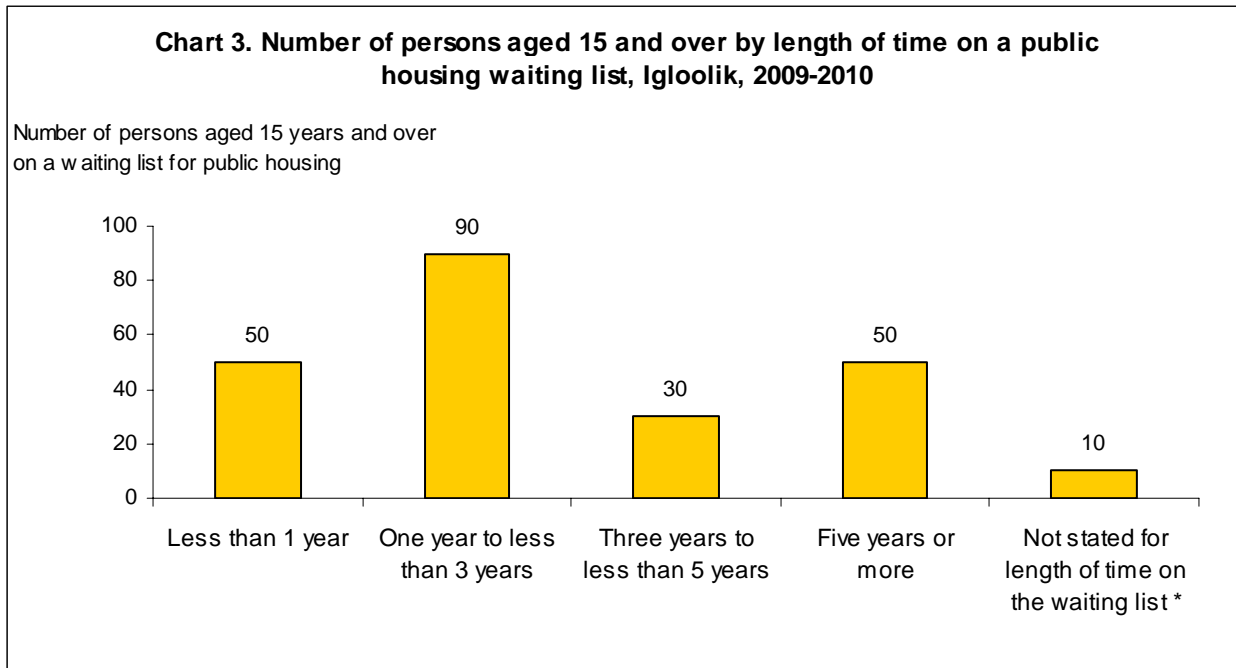
Fact Sheet – Igloolik

People in immediate need of housing in Igloolik:

- P) About 30 people of Igloolik did not have a usual home at the time of the survey and were living temporarily in another person's dwelling. This represents approximately 2% of the population in Igloolik.
- Q) Slightly less than half of occupied dwellings housed temporary residents without a usual home elsewhere in the 12 months prior to the time of the survey.

People on the waiting list for public housing in Igloolik:

- R) About 220 people of Igloolik aged 15 years and over reported that they were on the waiting list for public housing. This represents nearly 1 person out of 4 for those aged 15 and over.
- S) For those on the waiting list, about 90 people aged 15 and over reported being on the waiting list for at least one year but less than three years, while another 50 persons reported being on the waiting list for five years or more.



Telephone and Internet access in Igloolik:

- T) About 150 households or 4 out of 10 in Igloolik had access to the Internet from within their dwelling.
- U) The majority of households, or 79%, had a telephone. Most of these households had a regular land line telephone.



Nunavut Housing Needs Survey

Fact Sheet – Iqaluit

Background:

The Nunavut Housing Needs Survey (NHNS) is a survey of households in 25 communities in Nunavut, conducted from November 2009 to June 2010. The primary objective of the survey was to collect data on the housing needs of Nunavummiut so as to assist the Government of Nunavut in planning and providing housing. The overall response rate was 69% for Iqaluit.

This fact sheet presents some of the survey results for Iqaluit. Similar fact sheets are available for the territory as a whole and for each region and each community. All numbers in this fact sheet have been rounded. Percentages were calculated from unrounded numbers and the denominator excludes the non-response categories "refusal", "don't know", and "not stated".

More survey information and results are available on the Nunavut Bureau of Statistics' website which may be accessed at <http://www.eia.gov.nu.ca/stats/housing.html> or you may wish to contact one of our Information Officers at 867-473-2656 or 867-473-2660. Collect calls are accepted.

Survey highlights for Iqaluit:

Housing stock and housing tenure in Iqaluit:

- A) Iqaluit had a total of 2,560 dwellings, of which 2,260 were occupied by their usual residents. The remaining 300 dwellings were unoccupied or occupied temporarily by persons who considered their usual home elsewhere.
- B) The most common types of dwellings were apartments in a building with two or more storeys (34%) and single detached houses (31%).
- C) Of the 2,260 dwellings occupied by usual residents, about 3 dwellings out of 4 were rented while 1 out of 4 was owned.
- D) Most of the housing occupied by residents of Iqaluit was classified as government staff housing, which made up slightly more than a third of all occupied dwellings. The remaining occupied dwellings were owner-occupied dwellings, public housing and other types of rented housing, each type representing about 20% of all dwellings.



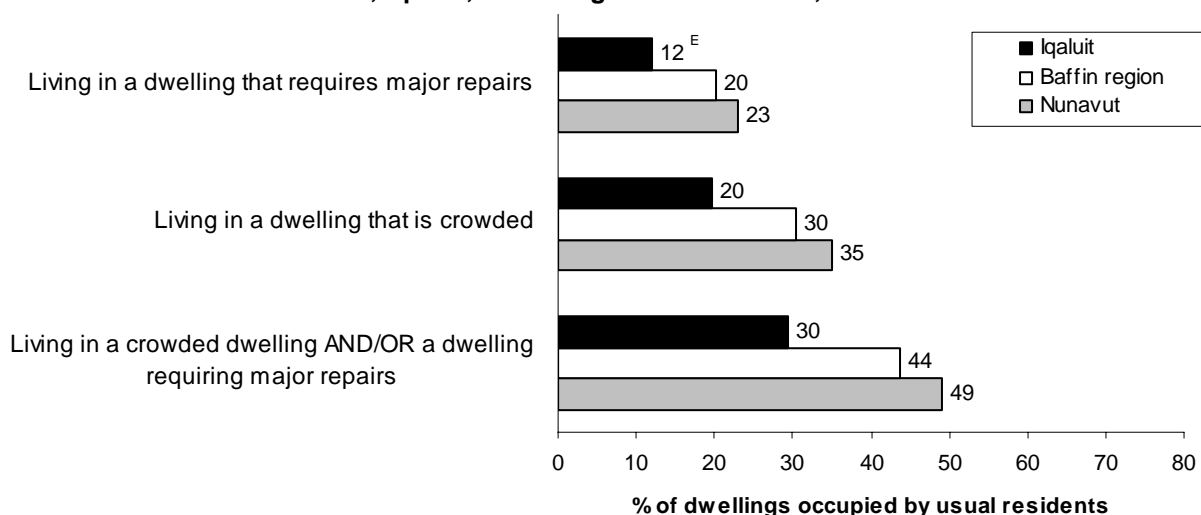
Nunavut Housing Needs Survey

Fact Sheet – Iqaluit

State of housing for dwellings occupied by usual residents in Iqaluit:

- E) Of the 2,260 households, which is the equivalent of all dwellings occupied by usual residents, about 8 out of 10 were satisfied with the condition of their dwelling.
- F) About 12% of occupied dwellings, approximately 260, required major repairs for items such as defective plumbing or defective electrical wiring, a leaking oil or sewage tank, or a broken hot water boiler. The need for major repairs is based solely on the opinion of the respondent.
- G) Approximately 20% of occupied dwellings (410) were classified as crowded, based on the lack of enough bedrooms. The majority of those dwellings, about 280 out of 410, were classified as crowded because they required one additional bedroom. The other crowded dwellings required two or more additional bedrooms.
- H) In slightly more than half of the crowded dwellings, respondents indicated that they regularly used the living room for sleeping because there was no other place to sleep.
- I) In Iqaluit, 30% of the occupied dwellings (600) were below housing standards, meaning they were either crowded or in need of major repairs or a combination of both. Housing affordability was not measured in the survey.
- J) Public housing had the highest proportion of dwellings below housing standards (52%) compared with other types of housing such as owner-occupied dwellings, staff housing or other rental housing.

Chart 1. Summary of the state of housing for dwellings occupied by usual residents, Iqaluit, Baffin region and Nunavut, 2009-2010



Note: The need for major repairs is based on the opinion of the respondent. A dwelling is classified as crowded if there is a lack of a sufficient number of bedrooms.

^E Use with caution as the estimate has a high variability.



Nunavut Housing Needs Survey

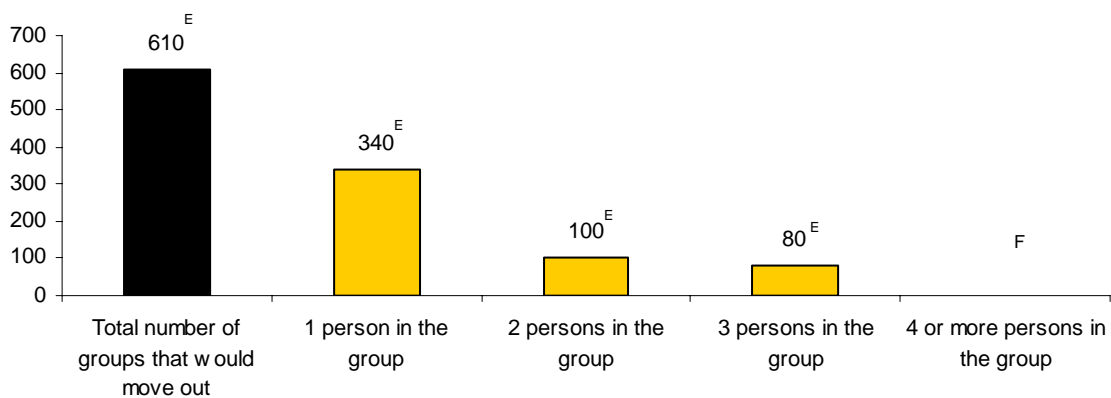
Fact Sheet – Iqaluit

Iqaluit housing needs for dwellings below housing standards:

- K) For each person in a household, the survey asked if they would move out if additional housing were available in their community.
- L) In the majority of the occupied dwellings below housing standards, about 370 out of 600, in Nunavut, at least one person or a group of household members would move out if more housing were available.
- M) Out of the 2,500 or so persons living in a dwelling below housing standards, about 1,300 of them, or slightly more than half responded that they would move out if more housing units were available in their community.
- N) Of the 1,300 people who would move out, some of them would move out on their own and others would move out with people living in the same dwelling or elsewhere. This represents a total of 610 or so groups of people that would move out of their current housing if additional housing were available.
- O) This number of groups, 610 or so, represents the number of dwellings that would be required to house the groups moving out of dwellings below housing standards. About 56% of these groups wishing to move would be people moving out alone while approximately 44% would be a group of two or more persons moving out together.

Chart 2. Number of dwellings required to house groups moving from dwellings that are below housing standards by group size, Iqaluit, 2009-2010

Number of groups of people who would move out of their dwelling that is below housing standards



^E Use with caution as the estimate has a high variability.

^F Too unreliable to be published.



Nunavut Housing Needs Survey Fact Sheet – Iqaluit

People in immediate need of housing in Iqaluit:

- P) About 350 Iqalummiut did not have a usual home at the time of the survey and were living temporarily in another person's dwelling. This represents approximately 5% of the population in Iqaluit.
- Q) About 3 occupied dwellings out of 10 housed temporary residents without a usual home elsewhere in the 12 months prior to the time of the survey.

People on the waiting list for public housing in Iqaluit:

- R) About 580 Iqalummiut aged 15 years and over reported that they were on the waiting list for public housing. This represents approximately 1 person out of 10 for those aged 15 and over.
- S) For those on the waiting list, about 240 persons aged 15 and over reported being on the waiting list for at least one year but less than three years. The data for the other length of time categories is too unreliable to be published.

Please note that most data for Chart 3 is too unreliable to be published.

Telephone and Internet access in Iqaluit:

- T) About 1,600 households or 7 out of 10 in Iqaluit had access to the Internet from within their dwelling.
- U) The majority of households, or 92%, had a telephone. Most of these households had a regular land line telephone.



Nunavut Housing Needs Survey

Fact Sheet – Kimmirut

Background:

The Nunavut Housing Needs Survey (NHNS) is a survey of households in 25 communities in Nunavut, conducted from November 2009 to June 2010. The primary objective of the survey was to collect data on the housing needs of Nunavummiut so as to assist the Government of Nunavut in planning and providing housing. The overall response rate was 87% for Kimmirut.

This fact sheet presents some of the survey results for Kimmirut. Similar fact sheets are available for the territory as a whole and for each region and each community. All numbers in this fact sheet have been rounded. Percentages were calculated from unrounded numbers and the denominator excludes the non-response categories "refusal", "don't know", and "not stated".

More survey information and results are available on the Nunavut Bureau of Statistics' website which may be accessed at <http://www.eia.gov.nu.ca/stats/housing.html> or you may wish to contact one of our Information Officers at 867-473-2656 or 867-473-2660. Collect calls are accepted.

Survey highlights for Kimmirut:

Housing stock and housing tenure in Kimmirut:

- A) Kimmirut had a total of 130 dwellings, of which 120 were occupied by their usual residents. The remaining 10 dwellings were unoccupied or occupied temporarily by persons who considered their usual home elsewhere.
- B) The most common type of dwelling was single detached houses (58%).
- C) Of the 120 dwellings occupied by usual residents, about 8 dwellings out of 10 were rented while 2 out of 10 were owned.
- D) Most of the housing occupied by residents of Kimmirut was classified as public housing, which made up slightly less than three-quarters of all occupied dwellings. The second most common type of housing was owner-occupied dwellings, representing about 2 dwellings out of 10. The remaining occupied dwellings were staff housing and other types of rented housing.



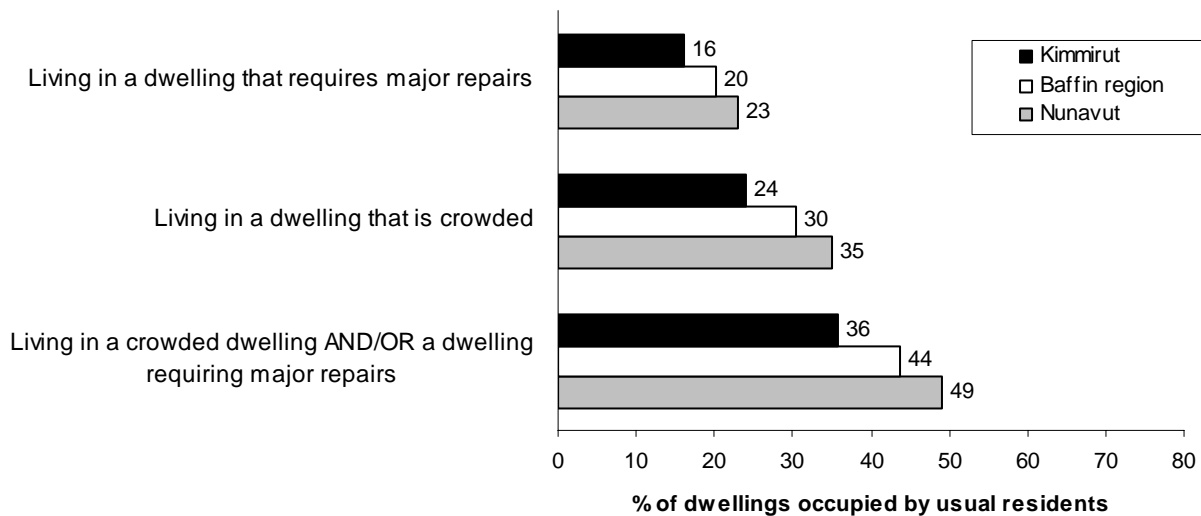
Nunavut Housing Needs Survey

Fact Sheet – Kimmirut

State of housing for dwellings occupied by usual residents in Kimmirut:

- E) Of the 120 households, which is the equivalent of all dwellings occupied by usual residents, about 6 out of 10 were satisfied with the condition of their dwelling.
- F) About 16% of occupied dwellings (20) required major repairs for items such as defective plumbing or defective electrical wiring, a leaking oil or sewage tank, or a broken hot water boiler. The need for major repairs is based solely on the opinion of the respondent.
- G) Approximately 24% of occupied dwellings (30) were classified as crowded, based on the lack of enough bedrooms. The majority of those dwellings (20 out of 30) were classified as crowded because they required one additional bedroom. The other crowded dwellings required two or more additional bedrooms.
- H) In more than half of the crowded dwellings, respondents indicated that they regularly used the living room for sleeping because there was no other place to sleep.
- I) In Kimmirut, 36% of the occupied dwellings (40) were below housing standards, meaning they were either crowded or in need of major repairs or a combination of both. Housing affordability was not measured in the survey.
- J) Owner-occupied dwellings had the highest proportion of dwellings below housing standards (44%) compared with other types of housing such as public housing, staff housing or other rental housing.

Chart 1. Summary of the state of housing for dwellings occupied by usual residents, Kimmirut, Baffin region and Nunavut, 2009-2010



Note: The need for major repairs is based on the opinion of the respondent. A dwelling is classified as crowded if there is a lack of a sufficient number of bedrooms.




Nunavut Housing Needs Survey Fact Sheet – Kimmirut

Kimmirut housing needs for dwellings below housing standards:

- K) For each person in a household, the survey asked if they would move out if additional housing were available in their community.
- L) In slightly less than half of the occupied dwellings below housing standards in Kimmirut, about 20 out of 40, at least one person or a group of household members would move out if more housing were available.
- M) Out of the 190 persons living in a dwelling below housing standards, 40 of them or 1 out of 5 responded that they would move out if more housing units were available in their community.
- N) Of the 40 people who would move out, some of them would move out on their own and others would move out with people living in the same dwelling or elsewhere. This represents a total of 20 groups of people that would move out of their current housing if additional housing were available.
- O) This number of groups (20) represents the number of dwellings that would be required to house the groups moving out of dwellings below housing standards. About 65% of these groups wishing to move would be people moving out alone while approximately 35% would be a group of two or more persons moving out together.

Chart 2. Number of dwellings required to house groups moving from dwellings that are below housing standards by group size, Kimmirut, 2009-2010

Number of groups of people who would move out of their dwelling that is below housing standards



^E Use with caution as the estimate has a high variability.



Nunavut Housing Needs Survey

Fact Sheet – Kimmirut

People in immediate need of housing in Kimmirut:

- P) A very small number of people in Kimmirut did not have a usual home at the time of the survey and were living temporarily in another person's dwelling.
- Q) Slightly less than 2 occupied dwellings out of 10 housed temporary residents without a usual home elsewhere in the 12 months prior to the time of the survey.

People on the waiting list for public housing in Kimmirut:

- R) About 10 people of Kimmirut aged 15 years and over reported that they were on the waiting list for public housing. This represents less than 1 person out of 10 for those aged 15 and over.
- S) The number of people aged 15 years and over in Kimmirut by the length of time on the public housing waiting list is too unreliable to be published.

Please note that the data for Chart 3 is too unreliable to be published.

Telephone and Internet access in Kimmirut:

- T) About 50 households or 4 out of 10 in Kimmirut had access to the Internet from within their dwelling.
- U) The majority of households, or 77%, had a telephone. Most of these households had a regular land line telephone.



Nunavut Housing Needs Survey

Fact Sheet – Pangnirtung

Background:

The Nunavut Housing Needs Survey (NHNS) is a survey of households in 25 communities in Nunavut, conducted from November 2009 to June 2010. The primary objective of the survey was to collect data on the housing needs of Nunavummiut so as to assist the Government of Nunavut in planning and providing housing. The overall response rate was 91% for Pangnirtung.

This fact sheet presents some of the survey results for Pangnirtung. Similar fact sheets are available for the territory as a whole and for each region and each community. All numbers in this fact sheet have been rounded. Percentages were calculated from unrounded numbers and the denominator excludes the non-response categories "refusal", "don't know", and "not stated".

More survey information and results are available on the Nunavut Bureau of Statistics' website which may be accessed at <http://www.eia.gov.nu.ca/stats/housing.html> or you may wish to contact one of our Information Officers at 867-473-2656 or 867-473-2660. Collect calls are accepted.

Survey highlights for Pangnirtung:

Housing stock and housing tenure in Pangnirtung:

- A) Pangnirtung had a total of 430 dwellings, of which 380 were occupied by their usual residents. The remaining 50 dwellings were unoccupied or occupied temporarily by persons who considered their usual home elsewhere.
- B) The most common types of dwellings were single detached houses (53%) and row houses with 3 or more units side-by-side (28%).
- C) Of the 380 dwellings occupied by usual residents, about 8 dwellings out of 10 were rented while 2 out of 10 were owned.
- D) Most of the housing occupied by residents of Pangnirtung was classified as public housing, which made up nearly two-thirds of all occupied dwellings. The second most common type of housing was owner-occupied dwellings, representing about 2 dwellings out of 10. The remaining occupied dwellings were staff housing and other types of rented housing.



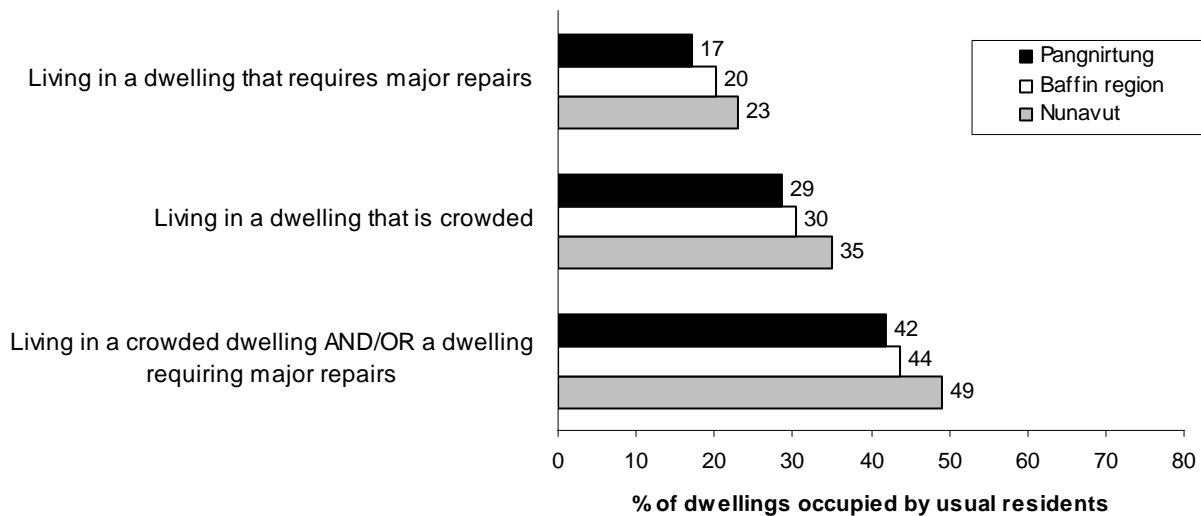
Nunavut Housing Needs Survey

Fact Sheet – Pangnirtung

State of housing for dwellings occupied by usual residents in Pangnirtung:

- E) Of the 380 households, which is the equivalent of all dwellings occupied by usual residents, slightly less than 6 out of 10 were satisfied with the condition of their dwelling.
- F) About 17% of occupied dwellings (60) required major repairs for items such as defective plumbing or defective electrical wiring, a leaking oil or sewage tank, or a broken hot water boiler. The need for major repairs is based solely on the opinion of the respondent.
- G) Approximately 29% of occupied dwellings (110) were classified as crowded, based on the lack of enough bedrooms. The majority of those dwellings (80 out of 110) were classified as crowded because they required one additional bedroom. The other crowded dwellings required two or more additional bedrooms.
- H) In about 2 out of 5 crowded dwellings, respondents indicated that they regularly used the living room for sleeping because there was no other place to sleep.
- I) In Pangnirtung, 42% of the occupied dwellings (160) were below housing standards, meaning they were either crowded or in need of major repairs or a combination of both. Housing affordability was not measured in the survey.
- J) Public housing had the highest proportion of dwellings below housing standards (49%) compared with other types of housing such as owner-occupied dwellings, staff housing or other rental housing.

Chart 1. Summary of the state of housing for dwellings occupied by usual residents, Pangnirtung, Baffin region and Nunavut, 2009-2010



Note: The need for major repairs is based on the opinion of the respondent. A dwelling is classified as crowded if there is a lack of a sufficient number of bedrooms.

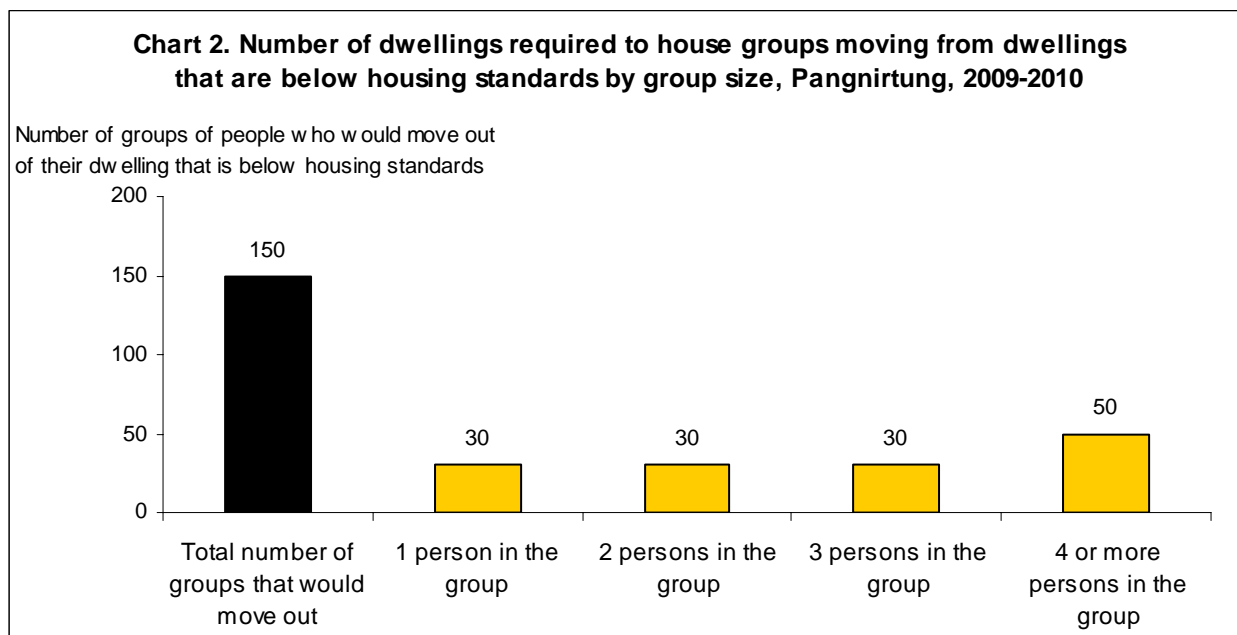


Nunavut Housing Needs Survey

Fact Sheet – Pangnirtung

Pangnirtung housing needs for dwellings below housing standards:

- K) For each person in a household, the survey asked if they would move out if additional housing were available in their community.
- L) In the majority of the occupied dwellings below housing standards (100 out of 160) in Pangnirtung, at least one person or a group of household members would move out if more housing were available.
- M) Out of the 730 or so persons living in a dwelling below housing standards, about 450 of them or slightly less than two-thirds responded that they would move out if more housing units were available in their community.
- N) Of the 450 people who would move out, some of them would move out on their own and others would move out with people living in the same dwelling or elsewhere. This represents a total of 150 groups of people that would move out of their current housing if additional housing were available.
- O) This number of groups (150) represents the number of dwellings that would be required to house the groups moving out of dwellings below housing standards. About 24% of these groups wishing to move would be people moving out alone while 76% would be a group of two or more persons moving out together.





Nunavut Housing Needs Survey

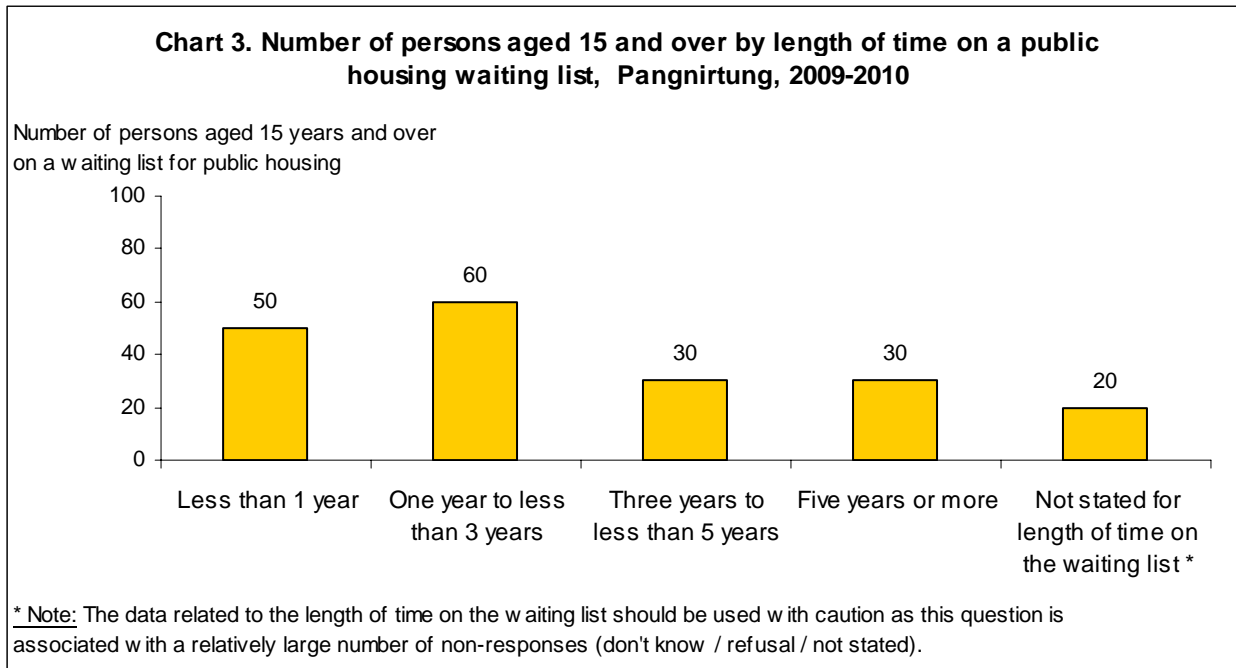
Fact Sheet – Pangnirtung

People in immediate need of housing in Pangnirtung:

- P) About 10 people of Pangnirtung did not have a usual home at the time of the survey and were living temporarily in another person's dwelling. This represents approximately 1% of the population in Pangnirtung.
- Q) About 2 occupied dwellings out of 10 housed temporary residents without a usual home elsewhere in the 12 months prior to the time of the survey.

People on the waiting list for public housing in Pangnirtung:

- R) About 180 people of Pangnirtung aged 15 years and over reported that they were on the waiting list for public housing. This represents 1 person out of 5 for those aged 15 and over.
- S) For those on the waiting list, about 60 persons aged 15 and over reported being on the waiting list for at least one year but less than three years, while another 30 persons reported being on the waiting list for five years or more.



Telephone and Internet access in Pangnirtung:

- T) Almost 200 households or half in Pangnirtung had access to the Internet from within their dwelling.
- U) The majority of households, or 89%, had a telephone. Most of these households had a regular land line telephone.



Nunavut Housing Needs Survey

Fact Sheet – Pond Inlet

Background:

The Nunavut Housing Needs Survey (NHNS) is a survey of households in 25 communities in Nunavut, conducted from November 2009 to June 2010. The primary objective of the survey was to collect data on the housing needs of Nunavummiut so as to assist the Government of Nunavut in planning and providing housing. The overall response rate was 90% for Pond Inlet.

This fact sheet presents some of the survey results for Pond Inlet. Similar fact sheets are available for the territory as a whole and for each region and each community. All numbers in this fact sheet have been rounded. Percentages were calculated from unrounded numbers and denominator excludes the non-response categories "refusal", "don't know", and "not stated".

More survey information and results are available on the Nunavut Bureau of Statistics' website which may be accessed at <http://www.eia.gov.nu.ca/stats/housing.html> or you may wish to contact one of our Information Officers at 867-473-2656 or 867-473-2660. Collect calls are accepted.

Survey highlights for Pond Inlet:

Housing stock and housing tenure in Pond Inlet:

- A) Pond Inlet had a total of 350 dwellings, of which 320 were occupied by their usual residents. The remaining 30 dwellings were unoccupied or occupied temporarily by persons who considered their usual home elsewhere.
- B) The most common types of dwellings were single detached houses (60%) and row houses with 3 or more units side-by-side (25%).
- C) Of the 320 dwellings occupied by usual residents, about 8 dwellings out of 10 were rented while 2 out of 10 were owned.
- D) Most of the housing occupied by residents of Pond Inlet was classified as public housing, which made up slightly less than two-thirds of all occupied dwellings. Owner-occupied dwellings and Government staff housing were the second most common types of housing, each type representing about 2 dwellings out of 10. The remaining occupied dwellings were other types of rented housing.

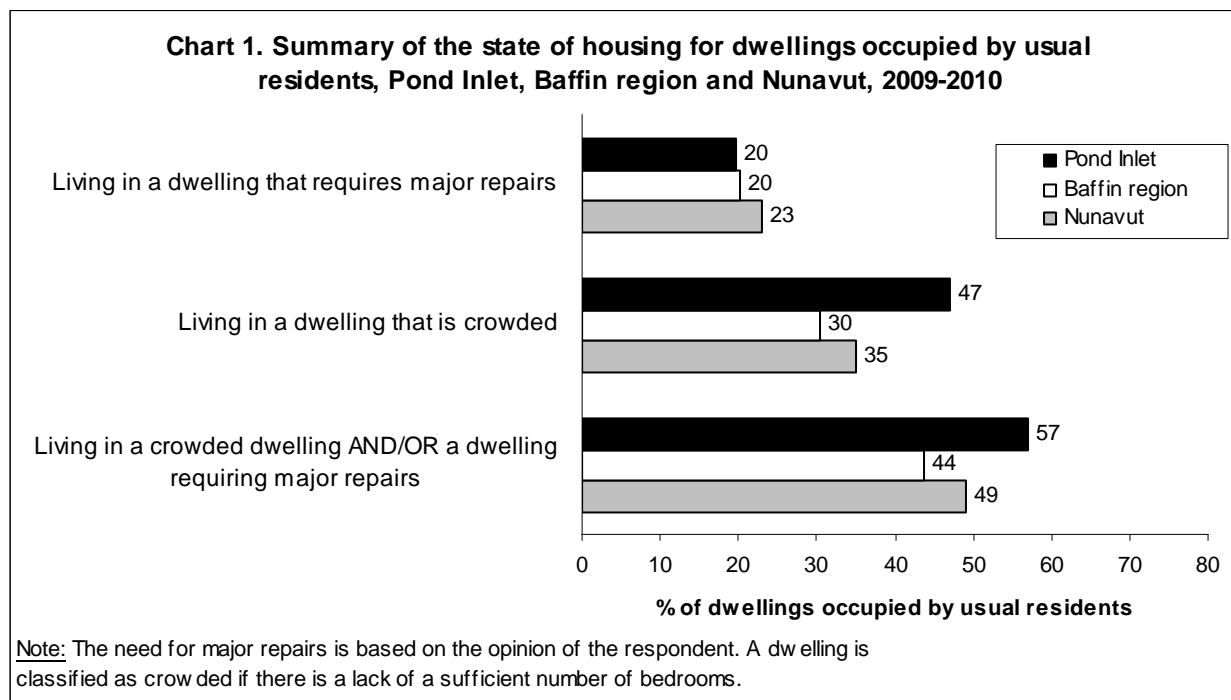


Nunavut Housing Needs Survey

Fact Sheet – Pond Inlet

State of housing for dwellings occupied by usual residents in Pond Inlet:

- E) Of the 320 households, which is the equivalent of all dwellings occupied by usual residents, slightly less than 6 out of 10 were satisfied with the condition of their dwelling.
- F) About 20% of occupied dwellings (60) required major repairs for items such as defective plumbing or defective electrical wiring, a leaking oil or sewage tank, or a broken hot water boiler. The need for major repairs is based solely on the opinion of the respondent.
- G) Approximately 47% of occupied dwellings (150) were classified as crowded, based on the lack of enough bedrooms. Slightly less than half of those dwellings (70 out of 150) were classified as crowded because they required one additional bedroom. The other crowded dwellings required two or more additional bedrooms.
- H) In more than half of the crowded dwellings, respondents indicated that they regularly used the living room for sleeping because there was no other place to sleep.
- I) In Pond Inlet, 57% of the occupied dwellings (180) were below housing standards, meaning they were either crowded or in need of major repairs or a combination of both. Housing affordability was not measured in the survey.
- J) Public housing had the highest proportion of dwellings below housing standards (69%) compared with other types of housing such as owner-occupied dwellings, staff housing or other rental housing.



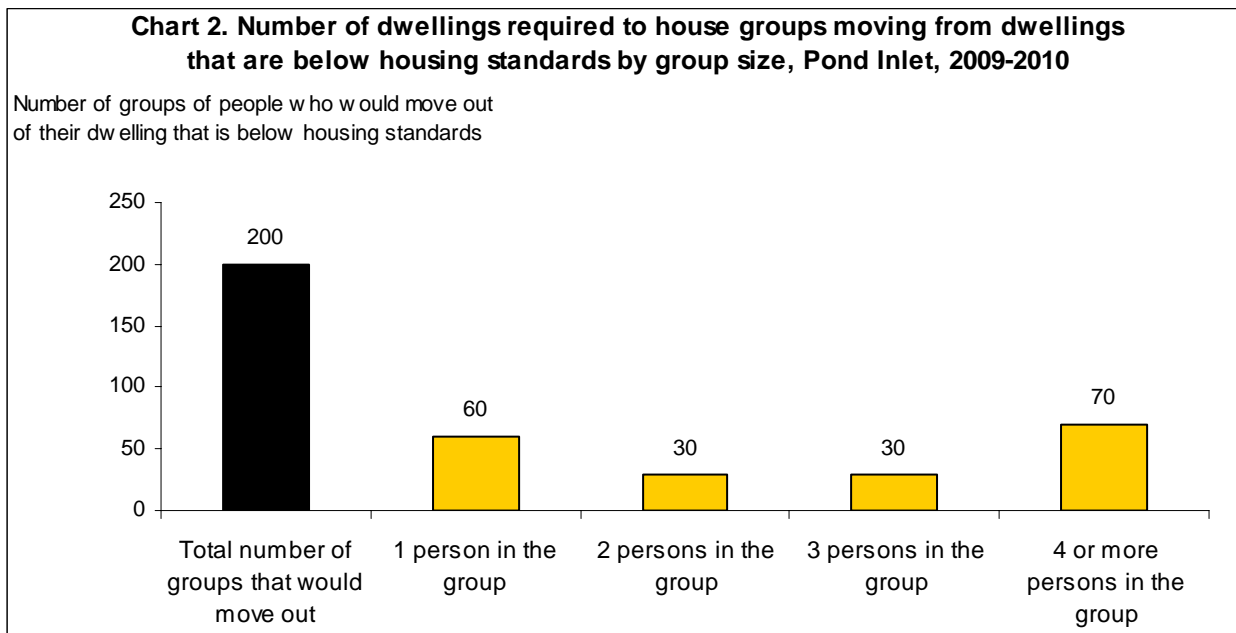


Nunavut Housing Needs Survey

Fact Sheet – Pond Inlet

Pond Inlet housing needs for dwellings below housing standards:

- K) For each person in a household, the survey asked if they would move out if additional housing were available in their community.
- L) In the majority of the occupied dwellings below housing standards (120 out of 180) in Pond Inlet, at least one person or a group of household members would move out if more housing were available.
- M) Out of the 1,100 or so persons living in a dwelling below housing standards, about 620 of them or slightly more than half responded that they would move out if more housing units were available in their community.
- N) Of the 620 people who would move out, some of them would move out on their own and others would move out with people living in the same dwelling or elsewhere. This represents a total of 200 groups of people that would move out of their current housing if additional housing were available.
- O) This number of groups (200) represents the number of dwellings that would be required to house the groups moving out of dwellings below housing standards. About 32% of these groups wishing to move would be people moving out alone while 68% would be a group of two or more persons moving out together.





Nunavut Housing Needs Survey

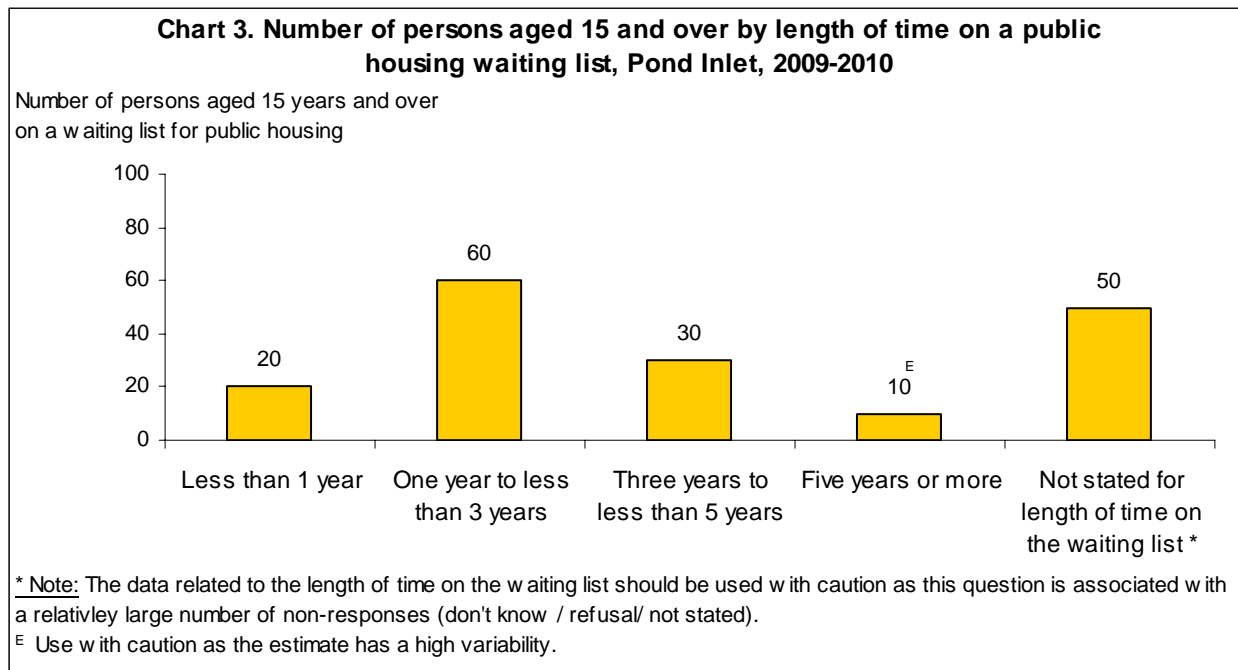
Fact Sheet – Pond Inlet

People in immediate need of housing in Pond Inlet:

- P) About 90 people of Pond Inlet did not have a usual home at the time of the survey and were living temporarily in another person's dwelling. This represents approximately 6% of the population in Pond Inlet.
- Q) About 5 occupied dwellings out of 10 housed temporary residents without a usual home elsewhere in the 12 months prior to the time of the survey.

People on the waiting list for public housing in Pond Inlet:

- R) About 170 people of Pond Inlet aged 15 years and over reported that they were on the waiting list for public housing. This represents about 1 person out of 5 for those aged 15 and over.
- S) For those on the waiting list, about 60 persons aged 15 and over reported being on the waiting list for at least one year but less than three years, while another 10 or so persons reported being on the waiting list for five years or more.



Telephone and Internet access in Pond Inlet:

- T) About 200 households or 6 out of 10 in Pond Inlet had access to the Internet from within their dwelling.
- U) The majority of households, or 87%, had a telephone. Most of these households had a regular land line telephone.



Nunavut Housing Needs Survey

Fact Sheet – Qikiqtarjuaq

Background:

The Nunavut Housing Needs Survey (NHNS) is a survey of households in 25 communities in Nunavut, conducted from November 2009 to June 2010. The primary objective of the survey was to collect data on the housing needs of Nunavummiut so as to assist the Government of Nunavut in planning and providing housing. The overall response rate was 87% for Qikiqtarjuaq.

This fact sheet presents some of the survey results for Qikiqtarjuaq. Similar fact sheets are available for the territory as a whole and for each region and each community. All numbers in this fact sheet have been rounded. Percentages were calculated from unrounded numbers and the denominator excludes the non-response categories "refusal", "don't know", and "not stated".

More survey information and results are available on the Nunavut Bureau of Statistics' website which may be accessed at <http://www.eia.gov.nu.ca/stats/housing.html> or you may wish to contact one of our Information Officers at 867-473-2656 or 867-473-2660. Collect calls are accepted.

Survey highlights for Qikiqtarjuaq:

Housing stock and housing tenure in Qikiqtarjuaq:

- A) Qikiqtarjuaq had a total of 170 dwellings, of which 150 or so were occupied by their usual residents. The remaining dwellings were unoccupied or occupied temporarily by persons who considered their usual home elsewhere.
- B) The most common types of dwellings were single detached houses (57%) and row houses with 3 or more units side-by-side (25%).
- C) Of the 150 dwellings occupied by usual residents, almost 9 dwellings out of 10 were rented while slightly more than 1 out of 10 was owned.
- D) Most of the housing occupied by residents of Qikiqtarjuaq was classified as public housing, which made up nearly three-quarters of all occupied dwellings. The second most common type of housing was owner-occupied dwellings, representing slightly more than 1 dwelling out of 10. The remaining occupied dwellings were staff housing and other types of rented housing.



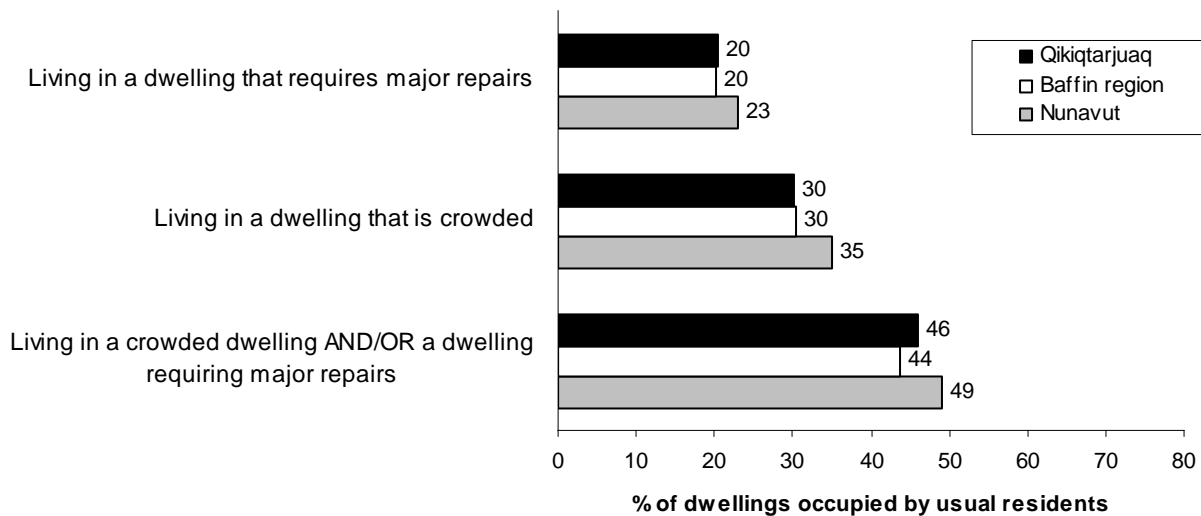
Nunavut Housing Needs Survey

Fact Sheet – Qikiqtarjuaq

State of housing for dwellings occupied by usual residents in Qikiqtarjuaq:

- E) Of the 150 households, which is the equivalent of all dwellings occupied by usual residents, nearly 2 out of 3 were satisfied with the condition of their dwelling.
- F) About 20% of occupied dwellings (30) required major repairs for items such as defective plumbing or defective electrical wiring, a leaking oil or sewage tank, or a broken hot water boiler. The need for major repairs is based solely on the opinion of the respondent.
- G) Approximately 30% of occupied dwellings (50) were classified as crowded, based on the lack of enough bedrooms. The majority of those dwellings (30 out of 50) were classified as crowded because they required one additional bedroom. The other crowded dwellings required two or more additional bedrooms.
- H) In more than half of the crowded dwellings, respondents indicated that they regularly used the living room for sleeping because there was no other place to sleep.
- I) In Qikiqtarjuaq, 46% of the occupied dwellings (70) were below housing standards, meaning they were either crowded or in need of major repairs or a combination of both. Housing affordability was not measured in the survey.
- J) Owner-occupied dwellings had the highest proportion of dwellings below housing standards (82%) compared with other types of housing such as public housing, staff housing or other rental housing.

Chart 1. Summary of the state of housing for dwellings occupied by usual residents, Qikiqtarjuaq, Baffin region and Nunavut, 2009-2010



Note: The need for major repairs is based on the opinion of the respondent. A dwelling is classified as crowded if there is a lack of a sufficient number of bedrooms.



Nunavut Housing Needs Survey

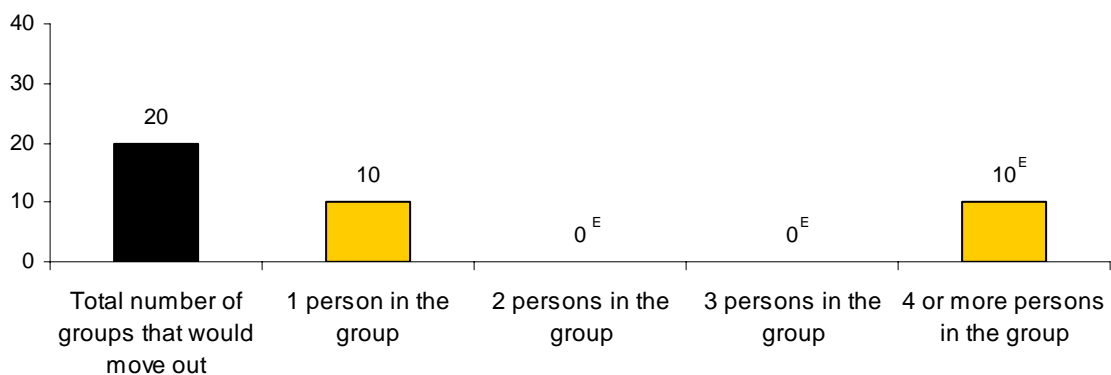
Fact Sheet – Qikiqtarjuaq

Qikiqtarjuaq housing needs for dwellings below housing standards:

- K) For each person in a household, the survey asked if they would move out if additional housing were available in their community.
- L) In about one-quarter of the occupied dwellings below housing standards (20 out of 70) in Qikiqtarjuaq, at least one person or a group of household members would move out if more housing were available.
- M) Out of the 300 or so persons living in a dwelling below housing standards, 50 of them or slightly less than 1 out of 5 responded that they would move out if more housing units were available in their community.
- N) Of the 50 people who would move out, some of them would move out on their own and others would move out with people living in the same dwelling or elsewhere. This represents a total of 20 groups of people that would move out of their current housing if additional housing were available.
- O) This number of groups (20) represents the number of dwellings that would be required to house the groups moving out of dwellings below housing standards. About 49% of these groups wishing to move would be people moving out alone while approximately 51% would be a group of two or more persons moving out together.

Chart 2. Number of dwellings required to house groups moving from dwellings that are below housing standards by group size, Qikiqtarjuaq, 2009-2010

Number of groups of people who would move out of their dwelling that is below housing standards



^E Use with caution as the estimate has a high variability.



Nunavut Housing Needs Survey

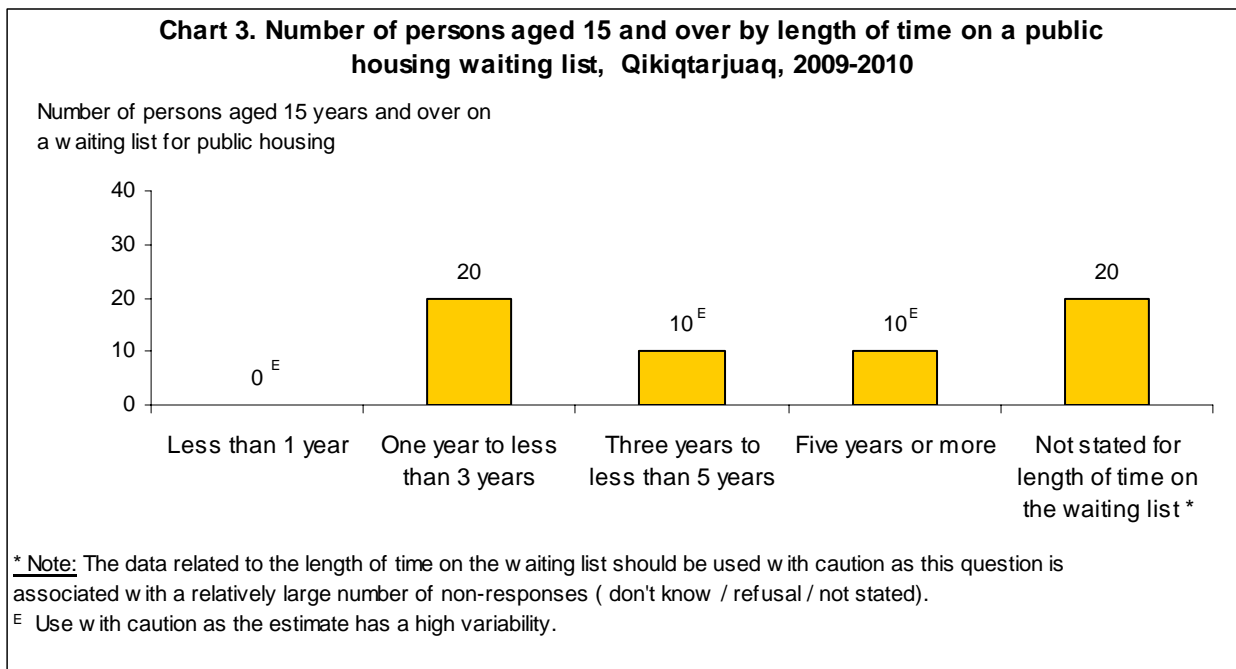
Fact Sheet – Qikiqtarjuaq

People in immediate need of housing in Qikiqtarjuaq:

- P) About 20 people of Qikiqtarjuaq did not have a usual home at the time of the survey and were living temporarily in another person's dwelling. This represents approximately 3% of the population in Nunavut.
- Q) About 2 occupied dwellings out of 10 housed temporary residents without a usual home elsewhere in the 12 months prior to the time of the survey.

People on the waiting list for public housing in Qikiqtarjuaq:

- R) About 50 residents of Qikiqtarjuaq aged 15 years and over reported that they were on the waiting list for public housing. This represents slightly more than 1 person out of 10 for those aged 15 and over.
- S) For those on the waiting list, about 20 persons aged 15 and over reported being on the waiting list for at least one year but less than three years, while another 10 persons reported being on the waiting list for five years or more.



Telephone and Internet access in Qikiqtarjuaq:

- T) About 70 households or slightly less than half in Qikiqtarjuaq had access to the Internet from within their dwelling.
- U) The majority of households, or 77%, had a telephone. Most of these households had a regular land line telephone.



Nunavut Housing Needs Survey

Fact Sheet – Resolute

Background:

The Nunavut Housing Needs Survey (NHNS) is a survey of households in 25 communities in Nunavut, conducted from November 2009 to June 2010. The primary objective of the survey was to collect data on the housing needs of Nunavummiut so as to assist the Government of Nunavut in planning and providing housing. The overall response rate was 89% for Resolute.

This fact sheet presents some of the survey results for Resolute. Similar fact sheets are available for the territory as a whole and for each region and each community. All numbers in this fact sheet have been rounded. Percentages were calculated from unrounded numbers and the denominator excludes the non-response categories "refusal", "don't know", and "not stated".

More survey information and results are available on the Nunavut Bureau of Statistics' website which may be accessed at <http://www.eia.gov.nu.ca/stats/housing.html> or you may wish to contact one of our Information Officers at 867-473-2656 or 867-473-2660. Collect calls are accepted.

Survey highlights for Resolute:

Housing stock and housing tenure in Resolute:

- A) Resolute had a total of 70 dwellings, most of which were occupied by their usual residents. The few remaining dwellings were unoccupied or occupied temporarily by persons who considered their usual home elsewhere.
- B) The most common type of dwelling was single detached houses (74%).
- C) Of the 70 dwellings occupied by usual residents, about 8 dwellings out of 10 were rented while 2 out of 10 were owned.
- D) Most of the housing occupied by residents of Resolute was classified as public housing, which made up more than half of all occupied dwellings. The second most common type of housing was owner-occupied dwellings, representing about 2 dwellings out of 10. The remaining occupied dwellings were staff housing and other types of rented housing.



Nunavut Housing Needs Survey Fact Sheet – Resolute

State of housing for dwellings occupied by usual residents in Resolute:

- E) Of the 70 households, which is the equivalent of all dwellings occupied by usual residents, about 6 out of 10 were satisfied with the condition of their dwelling.

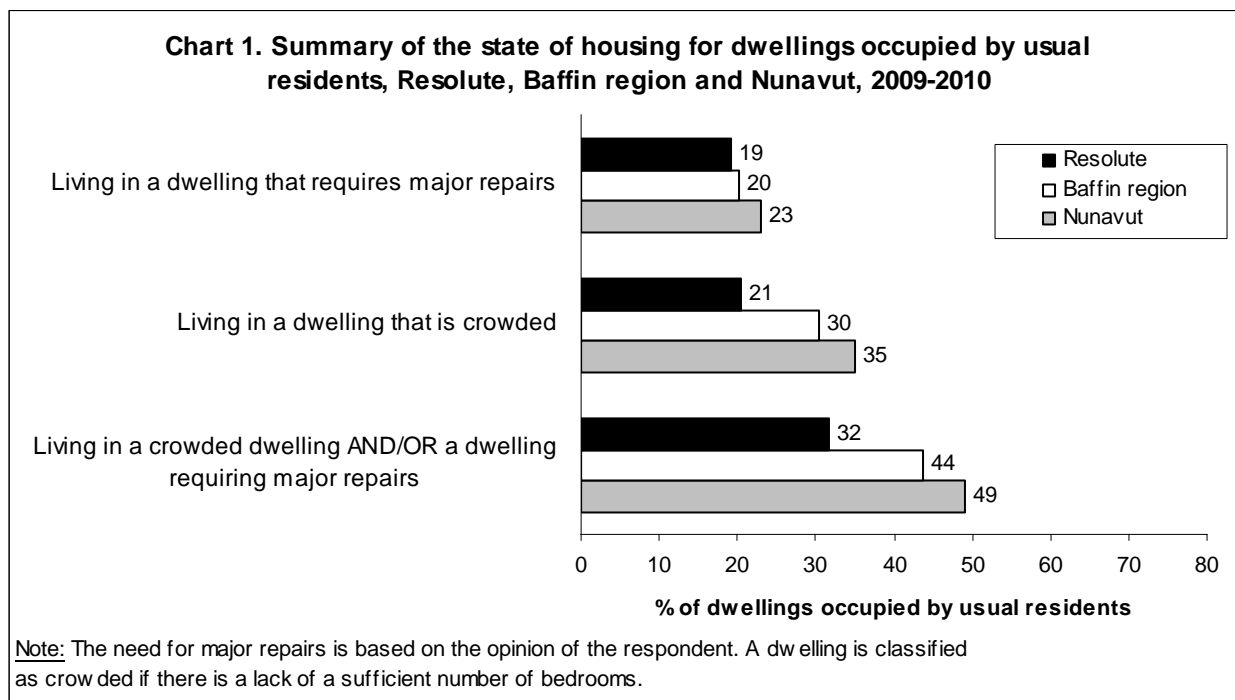
- F) About 19% of occupied dwellings (10) required major repairs for items such as defective plumbing or defective electrical wiring, a leaking oil or sewage tank, or a broken hot water boiler. The need for major repairs is based solely on the opinion of the respondent.

- G) Approximately 21% of occupied dwellings (10) were classified as crowded, based on the lack of enough bedrooms. The majority of those dwellings were classified as crowded because they required one additional bedroom. The few other crowded dwellings required two or more additional bedrooms.

- H) In slightly more than a third of the crowded dwellings, respondents indicated that they regularly used the living room for sleeping because there was no other place to sleep.

- I) In Resolute, 32% of the occupied dwellings (20) were below housing standards, meaning they were either crowded or in need of major repairs or a combination of both. Housing affordability was not measured in the survey.

- J) Public housing and owner-occupied dwellings had the highest proportion of dwellings below housing standards, about 40% for each type, compared with other types of housing such as staff housing or other rental housing.





Nunavut Housing Needs Survey

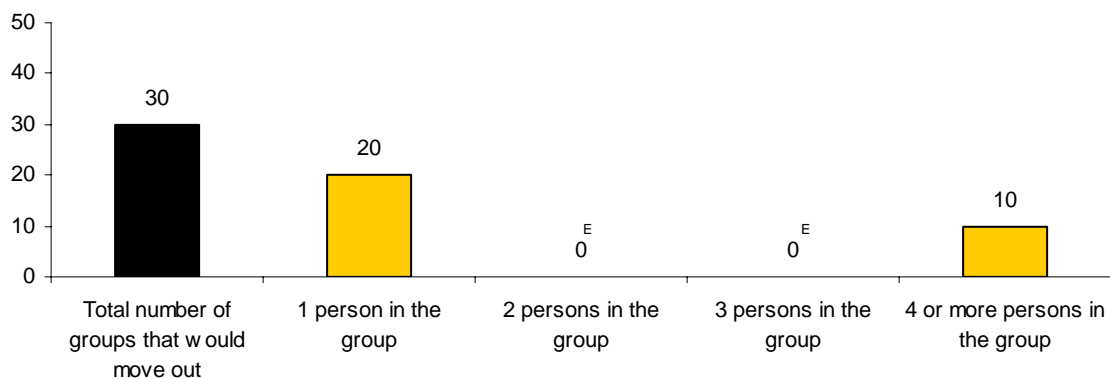
Fact Sheet – Resolute

Resolute housing needs for dwellings below housing standards:

- K) For each person in a household, the survey asked if they would move out if additional housing were available in their community.
- L) In the majority of the occupied dwellings below housing standards in Resolute, at least one person or a group of household members would move out if more housing were available.
- M) Out of the 90 or so persons living in a dwelling below housing standards, 70 of them or about three-quarters responded that they would move out if more housing units were available in their community.
- N) Of the 70 or so people who would move out, some of them would move out on their own and others would move out with people living in the same dwelling or elsewhere. This represents a total of 30 groups of people that would move out of their current housing if additional housing were available.
- O) This number of groups (30) represents the number of dwellings that would be required to house the groups moving out of dwellings below housing standards. About 53% of these groups wishing to move would be people moving out alone while 47% would be a group of two or more persons moving out together.

Chart 2. Number of dwellings required to house groups moving from dwellings that are below housing standards by group size, Resolute, 2009-2010

Number of groups of people who would move out of their dwelling that is below housing standards



^E Use with caution as the estimate has a high variability.



Nunavut Housing Needs Survey

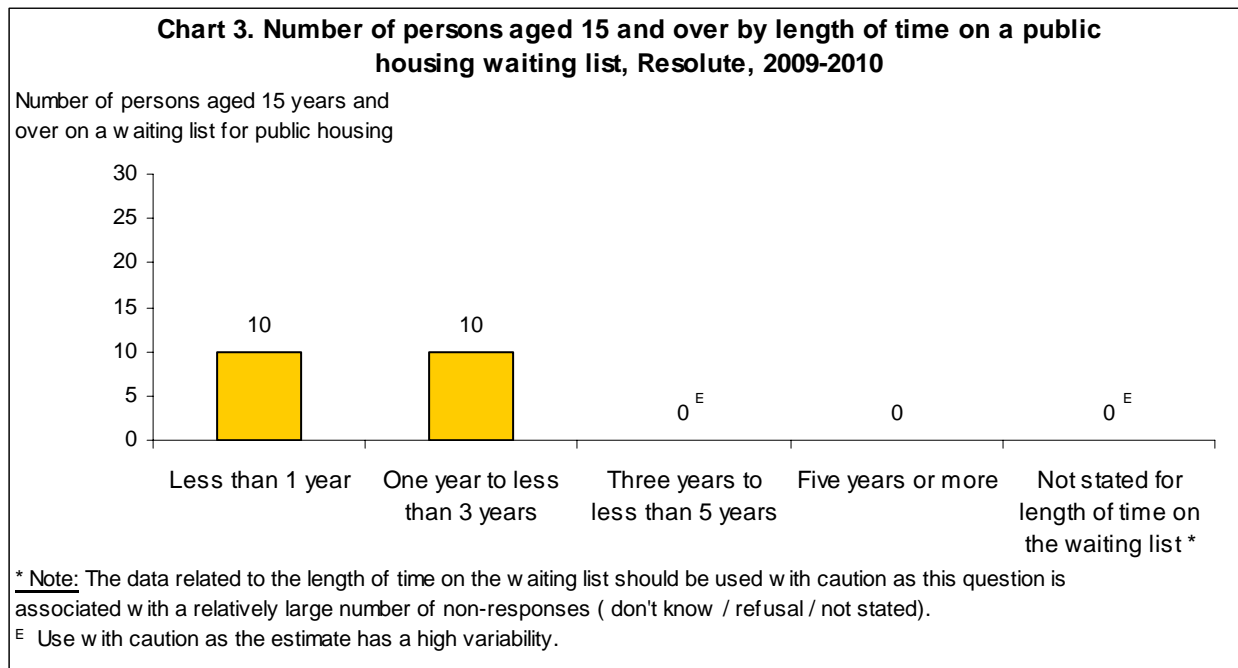
Fact Sheet – Resolute

People in immediate need of housing in Resolute:

- P) About 10 people of Resolute did not have a usual home at the time of the survey and were living temporarily in another person's dwelling. This represents approximately 7% of the population in Resolute.
- Q) About 3 occupied dwellings out of 10 housed temporary residents without a usual home elsewhere in the 12 months prior to the time of the survey.

People on the waiting list for public housing in Resolute:

- R) About 20 residents of Resolute aged 15 years and over reported that they were on the waiting list for public housing. This represents slightly more than 1 person out of 10 for those aged 15 and over.
- S) For those on the waiting list, about 10 persons aged 15 and over reported being on the waiting list for at least one year but less than three years.



Telephone and Internet access in Resolute:

- T) About 50 households or 3 out of 4 in Resolute had access to the Internet from within their dwelling.
- U) The majority of households, or 92%, had a telephone. Most of these households had a regular land line telephone.



Nunavut Housing Needs Survey

Fact Sheet – Sanikiluaq

Background:

The Nunavut Housing Needs Survey (NHNS) is a survey of households in 25 communities in Nunavut, conducted from November 2009 to June 2010. The primary objective of the survey was to collect data on the housing needs of Nunavummiut so as to assist the Government of Nunavut in planning and providing housing. The overall response rate was 91% for Sanikiluaq.

This fact sheet presents some of the survey results for Sanikiluaq. Similar fact sheets are available for the territory as a whole and for each region and each community. All numbers in this fact sheet have been rounded. Percentages were calculated from unrounded numbers and the denominator excludes the non-response categories "refusal", "don't know", and "not stated".

More survey information and results are available on the Nunavut Bureau of Statistics' website which may be accessed at <http://www.eia.gov.nu.ca/stats/housing.html> or you may wish to contact one of our Information Officers at 867-473-2656 or 867-473-2660. Collect calls are accepted.

Survey highlights for Sanikiluaq:

Housing stock and housing tenure in Sanikiluaq:

- A) Sanikiluaq had a total of 200 dwellings, of which 190 were occupied by their usual residents. The remaining 10 dwellings were unoccupied or occupied temporarily by persons who considered their usual home elsewhere.
- B) The most common type of dwelling was single detached houses (56%).
- C) Of the 190 dwellings occupied by usual residents, almost 9 dwellings out of 10 were rented while slightly more than 1 out of 10 was owned.
- D) Most of the housing occupied by residents of Sanikiluaq was classified as public housing, which made up slightly more than three-quarters of all occupied dwellings. The second most common type of housing was owner-occupied dwellings, representing slightly more than 1 dwelling out of 10. The remaining occupied dwellings were staff housing and other types of rented housing.

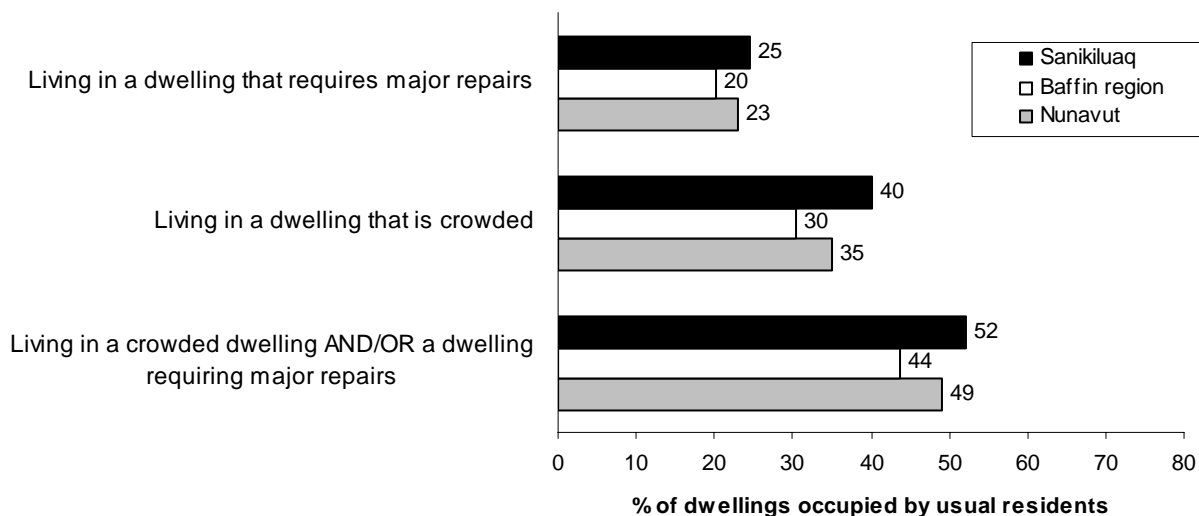


Nunavut Housing Needs Survey Fact Sheet – Sanikiluaq

State of housing for dwellings occupied by usual residents in Sanikiluaq:

- E) Of the 190 households, which is the equivalent of all dwellings occupied by usual residents, slightly more than a half were satisfied with the condition of their dwelling.
- F) About 25% of occupied dwellings (50) required major repairs for items such as defective plumbing or defective electrical wiring, a leaking oil or sewage tank, or a broken hot water boiler. The need for major repairs is based solely on the opinion of the respondent.
- G) Approximately 40% of occupied dwellings (80) were classified as crowded, based on the lack of enough bedrooms. The majority of those dwellings (60 out of 80) were classified as crowded because they required one additional bedroom. The other crowded dwellings required two or more additional bedrooms.
- H) In slightly more than a third of the crowded dwellings, respondents indicated that they regularly used the living room for sleeping because there was no other place to sleep.
- I) In Sanikiluaq, 52% of the occupied dwellings (100) were below housing standards, meaning they were either crowded or in need of major repairs or a combination of both. Housing affordability was not measured in the survey.
- J) Public housing had the highest proportion of dwellings below housing standards (58%) compared with other types of housing such as owner-occupied dwellings, staff housing or other rental housing.

Chart 1. Summary of the state of housing for dwellings occupied by usual residents, Sanikiluaq, Baffin region and Nunavut, 2009-2010



Note: The need for major repairs is based on the opinion of the respondent. A dwelling is classified as crowded if there is a lack of a sufficient number of bedrooms.



Nunavut Housing Needs Survey

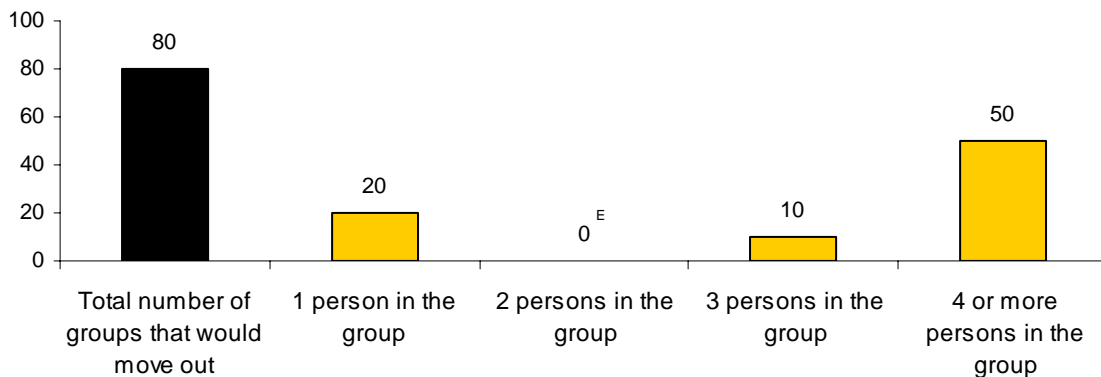
Fact Sheet – Sanikiluaq

Sanikiluaq housing needs for dwellings below housing standards:

- K) For each person in a household, the survey asked if they would move out if additional housing were available in their community.
- L) In the majority of the occupied dwellings below housing standards (70 out of 100) in Sanikiluaq, at least one person or a group of household members would move out if more housing were available.
- M) Out of the 500 or so persons living in a dwelling below housing standards, about 370 of them or three-quarters responded that they would move out if more housing units were available in their community.
- N) Of the 370 people who would move out, some of them would move out on their own and others would move out with people living in the same dwelling or elsewhere. This represents a total of 80 groups of people that would move out of their current housing if additional housing were available.
- O) This number of groups (80) represents the number of dwellings that would be required to house the groups moving out of dwellings below housing standards. About 19% of these groups wishing to move would be people moving out alone while 81% would be a group of two or more persons moving out together.

Chart 2. Number of dwellings required to house groups moving from dwellings that are below housing standards by group size, Sanikiluaq, 2009-2010

Number of groups of people who would move out of their dwelling that is below housing standards



^E Use with caution as the estimate has a high variability.



Nunavut Housing Needs Survey

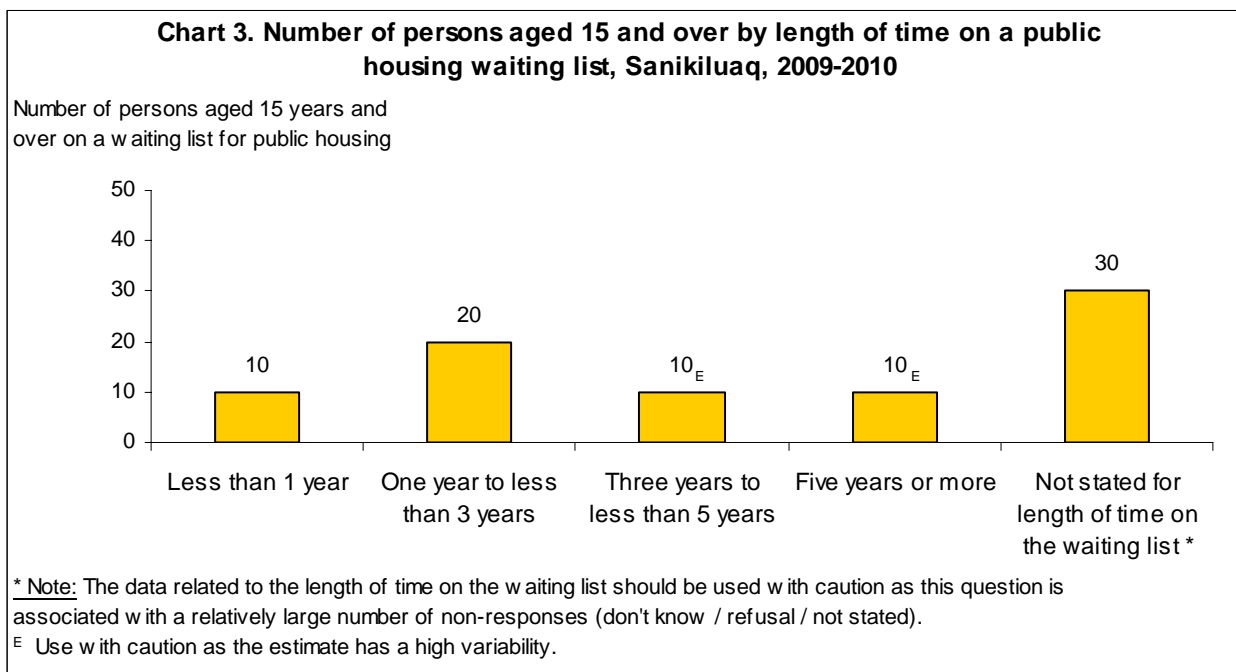
Fact Sheet – Sanikiluaq

People in immediate need of housing in Sanikiluaq:

- P) About 10 people of Sanikiluaq did not have a usual home at the time of the survey and were living temporarily in another person's dwelling. This represents approximately 1% of the population in Sanikiluaq.
- Q) About 2 occupied dwellings out of 10 housed temporary residents without a usual home elsewhere in the 12 months prior to the time of the survey.

People on the waiting list for public housing in Sanikiluaq:

- R) About 90 people of Sanikiluaq aged 15 years and over reported that they were on the waiting list for public housing. This represents nearly 1 person out of 5 for those aged 15 and over.
- S) For those on the waiting list, about 20 persons aged 15 and over reported being on the waiting list for at least one year but less than three years.



Telephone and Internet access in Sanikiluaq:

- T) About 70 households or 4 out of 10 in Sanikiluaq had access to the Internet from within their dwelling.
- U) The majority of households, or 87%, had a telephone. Most of these households had a regular land line telephone.