

This pamphlet is distributed for your information and assistance by the Motor Vehicles Division, Department of Economic Development and Transportation, Government of Nunavut. It is not a statement of law.

For official purposes refer to the *Motor Vehicles Act*; go to www.gov.nu.ca/edt, click the Documents/Resources link and search under M.

If you require more details or clarification concerning the *Motor Vehicles Act*, please contact:

Motor Vehicles Division
Department of Economic
Development and Transportation
Government of Nunavut
P.O. Box 10
Gjoa Haven, NU
X0B 1J0

Telephone: (867) 360-4613
Toll-free: 1-888-975-5999
Email: edt@gov.nu.ca
www.gov.nu.ca/edt



ᐅᐅᐅᐅᐅᐅᐅᐅ ᐅᐅᐅᐅᐅᐅᐅᐅᐅᐅᐅᐅᐅᐅᐅᐅᐅ
Building *Nunavut* Together
Nunavut liuqatigiingniq
Bâtir le *Nunavut* ensemble

Motor Vehicles Act – Bicycles

The following are excerpts from the Nunavut *Motor Vehicles Act* about bicycles that you need to know:

Definition

1. "bicycle" means a cycle having any number of wheels that is propelled by human power and on which a person may ride.

Bicycles

Duties of bicyclists

246.

1. A person who is riding a bicycle
 - a) shall not ride it on a sidewalk;
 - b) shall ride it as near as is practicable to the right hand curb or edge of a roadway;
 - c) shall not ride beside another bicycle that is being ridden on a highway except when passing that bicycle;
 - d) shall keep at least one hand on the handle bars;
 - e) shall ride on and astride the seat of the bicycle; and
 - f) shall not use the bicycle to carry more persons than the number for which it is designed and equipped.

Duties of person riding play vehicle

247.

No person shall ride on or use a coaster, sled, toboggan, skateboard, ice skates, roller skates or skis on a roadway

- a) if there is a sidewalk adjacent to the roadway that is usable; or
- b) if there is no sidewalk adjacent to the roadway that is usable, unless the person rides the device as close as is practicable to the left-hand curb or edge of the roadway.

Towing of play vehicles

248.

No driver shall knowingly use a vehicle to tow on a highway a bicycle, coaster, sled, toboggan, skateboard, ice skates, roller skates or skis.



ᐅᐅᐅᐅᐅᐅᐅ ᐅᐅᐅᐅᐅᐅᐅᐅᐅᐅᐅᐅᐅᐅᐅᐅᐅ
Building *Nunavut* Together
Nunavut liuqatigiingniq
Bâtir le *Nunavut* ensemble



ᐅᐅᐅᐅᐅᐅᐅᐅ ᐅᐅᐅᐅᐅᐅᐅᐅᐅᐅᐅᐅᐅᐅᐅᐅᐅ
Department of Economic Development and Transportation
Pivalliyuliqiyikkut Ingilrayuliqiyitkullu
Ministère du Développement économique et des Transports


Cyclists in Nunavut

The number of cyclists on Nunavut roadways is increasing. Among the users of our roadways, the cyclists are the most exposed. Some of them often ignore elementary traffic rules. However, many motorists would gain from knowing more about cyclists.

Here are some important clues:

Visibility

Bicycles are small and therefore less easily seen. Accidents may occur when cyclists thread their way between stopped vehicles if drivers omit to check their rearview mirrors and blind spots before turning.




Stability

A young cyclist perched on a bicycle too high has little control and the wind caused by a passing truck may knock him or her down.




Difficulties

Cyclists experience difficulties of which motorists are unaware: a slippery or icy road surface, pot holes or large rocks may force them to turn sharply and make them fall.



Weak points

Cyclists are more exposed to accidents than motorists since they have less protection. Any impact, even at low speed, may result in serious injury.




All bicycle riders should wear a safety helmet that is CSA or DOT certified, along with clothing that makes them more visible to other cyclists and drivers of automobiles. Also, to be more visible at nighttime, bicycles should be equipped with reflectors on the wheels. There should be a white reflector or headlight mounted at the front and a red reflector or red flashing light at the rear.

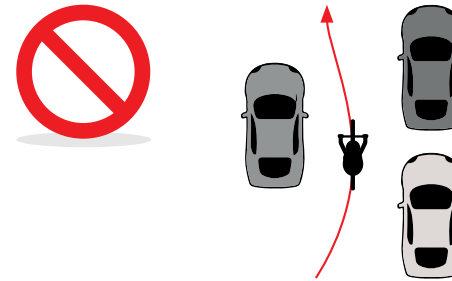


Rules Cyclist Must Obey

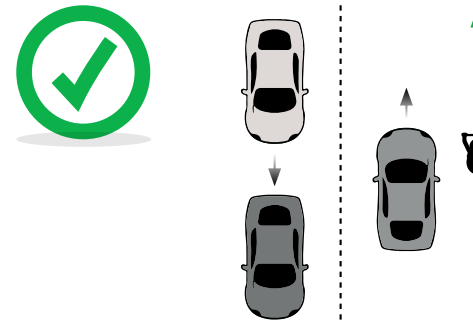
Comply with traffic lights, signals and signs and signal your intentions (see illustration). When riding in a group, keep in single file. Ride astride your bicycle and hold the handlebars at all times.




Never ride between two lines of vehicles whether they are in motion or not.




Ride on the far right-hand side of the road in the same direction as the traffic, unless that space is obstructed, you are using a cycle path or cycle lane or you are about to turn left.



Use the cycle path or cycle lane on roadways which have them.



Never take on a passenger unless the vehicle is equipped with a fixed seat for that purpose (a tandem bicycle for example).



Never allow yourself to be towed by a motor vehicle.

