

Career Development Programs

Reference Month: April 2016

Career Development Programs

Number of Registered Active Apprentices (As of May 31, 2016)

124



Number of G.R.E.A.T.
Program Graduates
(September 2015 – April 2016)

70

students from 9
communities



Number of Employees
Participating in
Training-on-the-Job
(April 1- May 31, 2016)














16



Number of Nunavummiut
Accessing Adult Learning
and Training Supports
(April 1- May 31, 2016)

7

Apprentices by Trade

| | | |
|---|----------------------------------|----|
|  | Automotive Service Technician | 6 |
|  | Carpenter | 17 |
|  | Cook | 3 |
|  | Electrician | 19 |
|  | Housing Maintainer | 19 |
|  | Heavy Duty Equipment Mechanic | 18 |
|  | Industrial Mechanic (Millwright) | 1 |
|  | Oil Burner Mechanic | 18 |
|  | Painter Decorator | 1 |
|  | Parts Person | 2 |
|  | Plumber | 18 |
|  | Welder | 1 |
|  | Power System Electrician | 1 |

DEFINITIONS

Labour Force

Civilian non-institutional population 15 years of age and over who were employed or unemployed during the survey reference week.

Employment

Employed persons are those who, during the reference week:

(a) did any work at all at a job or business, that is, paid work in the context of an employer-employee relationship, or self-employment; or

(b) had a job but were not at work due to factors such as own illness or disability, personal or family responsibilities, vacation, labour dispute or other reasons (excluding persons on layoff, between casual jobs, and those with a job to start at a future date).

Unemployment

Unemployed persons are those who, during the reference week:

(a) were on temporary layoff during the reference week with an expectation of recall and were available for work, or

(b) were without work, had actively looked for work in the past four weeks, and were available for work, or

(c) had a new job to start within four weeks from reference week, and were available for work.

Participation Rate

Total labour force expressed as a percentage of the population aged 15 years and over. The participation rate for a particular group (for example, Inuit aged 25 years and over) is the labour force in that group expressed as a percentage of the population for that group.

Employment Rate

Number of employed persons expressed as a percentage of the population 15 years of age and over. The employment rate for a particular group (for example, Inuit aged 25 years and over) is the number employed in that group expressed as a percentage of the population for that group.

Unemployment Rate

Number of unemployed persons expressed as a percentage of the labour force. The unemployment rate for a particular group (for example, Inuit aged 25 years and over) is the number unemployed in that group expressed as a percentage of the labour force for that group.

Inuit Identity

Persons who identified themselves as Inuit - based on the individual's own perception of his/her Inuit identity.